

Knowledge Production on Peace and Security in Africa

**Mapping the
epistemic
terrain of peace
and security in
Africa
(1960-2018)**

Knowledge Production on Peace and security in Africa:

Mapping the epistemic terrain of peace and security in Africa

1960-2018

Table of contents

Foreword	6
Acknowledgements	7
Preface	8
Study 1: Introduction and Methodology	12
Study 1: Data Collection and Procesing	15
Study 1: Results and Findings	17
Study 1: Data Anaysis - Descriptive Analysis	19
Study 1: Authors’ Metrics	21
Study 1: Keyword Analysis	27
Study 1: Institutions Analysis	29
Study 1: Articles Metrics	31

To Cite: Adegoke, D. and Oni O., 2018, Knowledge Production on Peace and Security in Africa: Mapping the Epistemic Terrain of Peace and Security in Africa 1960-2018, African Leadership Centre, King’s College London. <https://doi.org/10.13140/RG.2.2.12164.22404/1>

©2018 African Leadership Centre,
School of Global Affairs,
King’s College London
Email: alc@kcl.ac.uk
www.alcafricandatalab.com



1960-2018

Table of contents

Study 1: Countries Analysis	39
Study 1: Journals Analysis	43
Study 1: Bibliometric Network Analysis and Maps	49
Study 1: Bibliographic Coupling	55
Study 1: Co-Citation Networks	62
Study 1: Co-Authorship/Collaboration Networks	68
Study 1: Keyword Co-Occurrence	71
Study 1: Co-Word Analysis	71
Study 1: Conclusion	75
Study 2: Introduction	77
Study 2: Background and Rationale	78

1960-2018

Table of contents

Study 2: Objectives and Research Questions	79
Study 2: Methodology	80
Study 2: Results: Quantitative Findings	82
Study 2: Results: Qualitative Findings	88
Study 2: Conclusion	96
Study 2: Appendix 1	99
Study 2: Appendix 2	103

FOREWORD

Prior to the launch of the African Leadership Centre (ALC) in 2010, we conducted a mapping survey of academic units and departments with taught programmes in African universities. The study sought to understand the extent to which African Higher Education Institutions (HEIs) were engaged in peace and security studies at undergraduate and postgraduate levels. The results provided us with a deeper insight into the gaps in both education and research in the area of peace and security in African universities. While the ALC Fellowship programmes that would become the flagship of the organisation sought to fill some of these gaps, our primary purpose was to build a next generation of scholars producing cutting-edge knowledge for peace, security and development in Africa. In 2015, a follow-up mapping study on Africa’s peacebuilding and security terrain was conducted. It was clear from the first study that the dearth of taught programmes in peace and security in African universities signaled a limited connection between the academy and realities on the ground. New patterns of conflict were emerging and old conflicts were experiencing transmutation. Yet practitioner and policy communities within and outside Africa provided many of the responses to conflict and insecurity with limited contributions from African HEIs. Anecdotal evidence suggests that the much of the research and leading ideas guiding these interventions are from non-African institutions. The absence hitherto of a scientific mapping of peace and security research in Africa makes this seminal study, Mapping of the epistemic terrain of peace and security in Africa 1960-2018, by researchers at the ALC Data Lab, an essential resource to research as well as policy and practitioner communities. This is the first in a series of studies by the ALC Data Lab, which will systematically provide up-to-date knowledge on the state of research on peace and security in Africa.



Funmi Olonisakin
Professor of Security, Leadership and Development
School of Global Affairs &
Vice-President & Vice-Principal International
King's College London



ACKNOWLEDGEMENTS

This report mapping the epistemic terrain of peace and security in Africa is a project of the African Leadership Centre (ALC) Data Lab. The Data Lab is a robust data laboratory for peacebuilding, security and leadership research in Africa, which complements existing data resources. It is a platform dedicated to providing open data analyses, explorations and visualizations for security, peacebuilding and development related-themes across the African continent. It is a project born out of the need for a robust data warehouse that is flexible and easily accessible for policy makers, researchers and interested scholars, not least scholars on the continent of Africa.

It is therefore with great excitement that the ALC Data Lab launches this report, an inaugural project that seeks to provide a systematic mapping of research by scholars affiliated to African-based institutions and publications on peace and security.

We are thankful to the project leader, Damilola Adegoke, a Research Associate and Doctoral Fellow of the ALC who conceptualized and undertook the research and produced the report with Dr. Olawale Oni of the School of Arts and Media (Media City UK), University of Salford, Greater Manchester, United Kingdom.

We are also grateful to all the team members who worked with the project leader on the design, layout, visualization and processing of the report. We are immensely grateful to ALC in house researchers, Dr Wale Ismail and Dr Barney Walsh for contributing their expertise and time to this work. The project was undertaken with the guidance and supervision of Professor Funmi Olonisakin, Professor of Security, Leadership and Development at the School of Global Affairs and Vice President and Vice-Principal International at Kings' College



Shuvai Busuman Nyoni
Executive Director,
African Leadership Centre



PREFACE



Damilola Adegoke
Project Leader and Lead Author



Olawale Oni
Co-Author

There are thousands of research outputs from studies on the subject of peace and security across Africa. The findings and themes emanating from these diverse studies have been published in different sources including academic journals, conference proceedings, chapters in books, and book reviews among others. There is however little or no study dedicated to the mapping of the state of peace and security research in Africa. The need for a systematic mapping of the epistemic terrain spurred the researchers at the African Leadership Centre Data Laboratory to address this research gap.

Policy institutions and funding agencies alike have tended to prioritise research with clearly stated beneficial outcomes for the society. Determining what constitutes “better societal outcomes” is a great challenge to social scientists just as it constitutes no less a challenge to the policy and funding agencies. As stated by Sarewitz and Roger A. Pielke Jr ““better” science portfolios (that is, portfolios viewed as more likely to advance desired societal outcomes, however defined) would be achieved if science policy decisions reflected knowledge about the supply of science, the demand for science, and the relationship between the two.”

The report is divided into two major parts. The first part (Study 1) contains the scientometric and bibliometric evaluations of systematically selected published articles on peace and security themes in Africa. The study is restricted to articles published from 1960 to the first quarter of 2018. This selected data frame is limited to English language works published in peer-reviewed journals by scholars affiliated to African-based institutions and those indexed in leading bibliographical databases. This part includes sections on bibliographical analysis, citations and co-citations analyses, authors’ and countries’ collaboration network mapping, and journal impact assessments.

The second part- Study 2 focuses on the investigation of the media representation of peace and security research studies and the place of experts on the subject in news contents on the continent from 1960 to the first quarter of 2018. The methodology of digital quantitative content analysis is employed for this aspect of the report. Study 2 also investigates the links and impacts (if any) of articles published on media contents within the selected time frame.

Damilola Adegoke
June 18, 2018



Study 1

Scientometric and Bibliometric Mapping of Peace and Security Research in Africa (1960-2018)

Scientometrics - an approach to map, evaluate and measure the development of a discipline and its emerging ideas over specific periods.

INTRODUCTION

This study is primarily focused on peace and security-themed academic articles published by scholars affiliated to African-based institutions between 1960 and the first quarter of 2018. Scopus database was used in selecting these articles. Conference proceedings, books and chapters in books are however exempted from this initial study. These will be included in subsequent studies.

It suffices to state that this is not a study on the superiority of a particular article, author or study partly because of the limitation of the database used. A major issue of concern is the fact that a lot of African scholars embark on self-publication and there are so many of their works in grey literature. In addition, this report does not contain an analysis of research outputs published in languages other than English. As a result, scholars based in non-Anglophone Africa were not adequately represented. Follow-up studies will be devoted to works published in other languages.

This study deploys the tools of network analysis (scientometric and bibliometric) to map the citation patterns amongst peace and security scholars affiliated to institutions in Africa with a view to providing deeper insights into the prevalent keyword usage and keyword co-occurrences and prevalent themes through the past six decades.

“Bibliometrics - the application of mathematical and statistical methods to books and other media of communication.”²

METHODOLOGY

This study adopts an overarching scientometric mapping approach to evaluating selected articles on the subject of peace and security. The articles were mined from bibliographical databases of peer-reviewed articles and publications. The structural metadata of the articles such as the citation counts, bibliographical information, funding information, and keywords. help to enhance the study by providing the necessary data for further analysis.

Despite the immense strength of scientometrics and bibliometrics methodologies, Philippe Mongeon and Adèle Paul-Hus urged caution against extending the findings derived from them to include comparative evaluation across different fields, comparing institutions, languages or countries.³

As indicated earlier, findings from this study are to serve as a guide towards understanding the development of the subject of peace and security research in Africa since the 1960s when majority of the African countries secured their independence from the colonialists with the exception of Ghana, Guinea, Liberia, Libya, Ethiopia, South Africa, Sudan, Tunisia, Egypt and Morocco which got theirs closer to 1960 or before the 1960s.

We understand the controversies associated with ranking systems for academic publications and we are not unconcerned about the various issues, which the critics of the methodology have raised.

Per O. Seglen, for example, identified some of these concerns to include self-citation by authors in high impact journals, the preference of journal publications over books and the dominance of the English language articles over other languages. We want to restate the widely-held opinion among scholars that no methodology is perfect.⁴

While acknowledging these weaknesses, it is unhelpful to discard research journal impact factor analytics altogether. Over time, several indexes and scientometric analysis have been developed to curtail some of the weaknesses identified by the critics. Citation analysis is a novel way to measure academic impact because of the assumption that the more a work is cited or an author is referred to, the more important that work or the author is but it is also important to note that a bad paper could be cited for negative reasons – as an example of how not to write a paper. Citation is therefore not a validation of an author’s paper.

This notwithstanding, quantity should not be confused with quality. A poor work or a faulty critique could be cited as an example to deter or to accentuate the weakness of the work; such citation might make the work very prominent, while the quality of the work is not in any way enhanced by numerous citations.

This notwithstanding, quantity should not be confused with quality. A poor work or a faulty critique could be cited as an example to deter or to accentuate the weakness of the work; such citation might make the work very prominent, while the quality of the work is not in any way enhanced by numerous citations. In order to control the weaknesses of bibliometric analysis, we used citation analysis alongside bibliometric. We also explored co-citation analysis, journal impact factors, and authors’ metrics (e.g. H-index) to counteract the weaknesses discussed in the preceding paragraphs.

To complement the approach, we also interrogated the LexisNexis database for news articles on the subject. Peace and security related news items on the continent published from 1960s to the first quarter of 2018 and retrievable from the digital archives were retrieved from the database and explored for the coverage meted on news actors, often referred to in the news as ‘experts’.

It is important for us to determine, using the qualitative Content Analysis approach, how different news sources gave prominence to actors engaged in peace and security issues and the prevailing countries, institutions and issues being represented in the news.

The scope of search equally follows the same date-range (1960 – 2018). This afforded us the opportunity of understanding trends across the timeline, prominent sources of news on peace and security in Africa, and national and institutional engagements of peace and security actors with a view to ascertaining the extent to which academics found in the bibliometric analysis appear in the news coverage.

Other analytic exercise involved using term frequency counts to understand the emerging themes from the keywords, titles and abstracts of selected academic journals in the same decade to see if there are areas of convergence.

Citations-only metric system is weak. In an article published by Nature Journal titled “The top 100 papers Nature explores the most-cited research of all time,”⁵ several issues came up, among which is the weak correlation between the top 1% of highly cited researchers and Nobel Prize winners. As noted by the Nature article cited above, many of the very highly cited papers are about tools or methods rather than fundamental scientific discoveries made with these tools or methods.⁶

According to Luc Beaulieu, “First, almost 44% of all published Articles are never cited. If you have even 1 citations for a manuscript you are already (almost!) in the top half (top 55.8%). With 10 or more citations, your work is now in the top 24% of the most cited work worldwide; this increased to the top 1.8% as you reach 100 or more citations. Main take home message: the average citation per Article is clearly below 10!”⁷

In line with our position that academic publication impacts must not be determined solely by academic citation counts, we explore media mention and citation of the top 20 most productive authors and top 20 most cited scholars from the datasets mined in African newspaper articles from 1960s to 2018 (first quarter). That method helped us to investigate the linkage between research production and society (media).

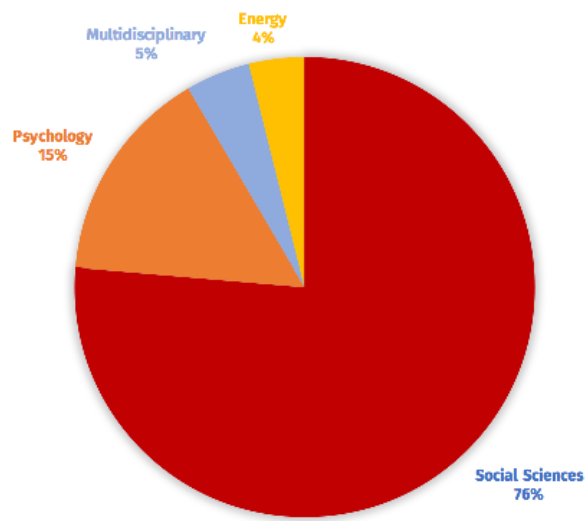


Fig. 1. Search Results by Disciplines (Scopus Database)

“First, almost 44% of all published manuscripts are never cited.” – *Luc Beaulieu*

DATA COLLECTION AND PROCESSING

The first step involves the querying (searching) of the databases (Scopus and WOS); we settled for Scopus for the following reasons:

- Both Scopus and Web of Science contain peer reviewed journals making it more relevant for our purpose than Google Scholar which covers a lot of non-peer reviewed materials and grey literature. Though both Sopus and WOS have been criticised for discriminating against grey literature but their standardised metrics help to ensure standards to a certain degree, which is safer than permitting all forms of publications regardless of their quality.
- Scopus is the largest abstract and citation database of peer-reviewed literature: scientific journals, books and conference proceedings.⁸
- Scopus covers more multidisciplinary areas more than Web of Science (WOS).
- Scopus has more international coverage and more non-English language publications than Web of Science (WOS).
- Scopus covers more than 21,950 peer-reviewed journals (60.3% of these journals are active as of August 2017); while Web of Science Core Collection has over 20,000 journals based on 2017 statistics.^{9 10}
- According to Anne-Wil Käthe Harzing, Scopus has a much broader journal coverage for the Social Sciences and Humanities than Web of Science.¹¹
- As of 2017, Scopus had 198 million references and 1.4 billion cited references with records dating back to 1788 with references included since 1970; Web of Science Core Collection has 69 million records.^{12 13}

See Fig. 2 below for Elizabeth Dyas chart illustrating the comparison between Scopus and WOS. The extent of reach and coverage of Scopus influenced the choice of the database for this study.

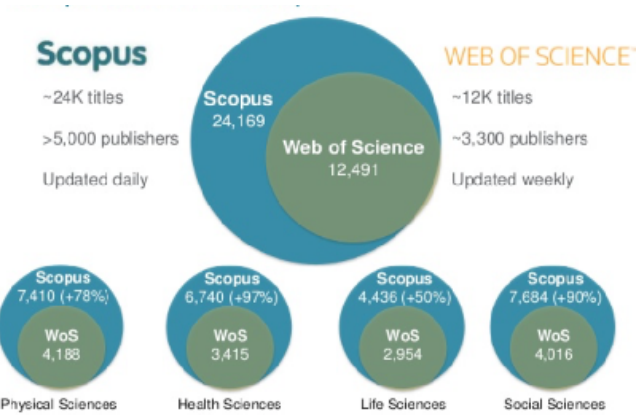


Fig. 2. Scopus Vs Web of Science (WOS)¹⁴

A comprehensive keyword list was generated through initial search of the databases (SCOPUS first, then Web of Science); these terms have close semantic and linguistics relations to the broader subject(s) of peace and security. The collection includes words such as peacebuilding, peacekeeping, migration, refugees, elections, violence, war, and conflict. These were harmonised into a single list of words used in the next stage of the search process. The collection were query to cast the search wider and to capture articles through their keyword, title and abstract metadata.

The initial result generated 1,755,946 records. Stemming and lemmatisation of the key terms helped to draw out more records (e.g. peace* and security*) but other irrelevant articles were also included in the results. We performed BOOLEAN and wildcard searches combining the different variants of the key terms with several operators to filter out irrelevant articles from the records.



Irrelevant articles such as “securities and exchange”, “computer security” and “library security” were filtered out using BOOLEAN operators such as “AND NOT” together with the source name of the journals; amongst other approaches. We also carried out various cleaning processes using Title-Keyword-Abstracts parameters to ensure that only relevant articles made it into the final 2220 bibliographical data frame.

We also engaged several human coders to filter the results for the relevant articles; we used interrater ranking to aggregate the results of the coders. Where there are major disagreements in inclusion or exclusion criteria terms, we subjected the problematic articles to further debates to arrive at a consensus. At the end of the data cleaning exercises we reduced the search results from 7771 to 2220 articles.

We are however not unmindful of human omission or bias but we ensured a significant level of objectivity in the selection of the final articles for analysis.

The human coders complimented computer artificial intelligence; by the end of the cleaning process, the records was trimmed down to 2220. Fig. 1 (on page 10) is a chart of the distribution of the results across disciplines (subject areas) after restricting the results to only works done between 1960 and first quarter of 2018).

76 % of the results from the SCOPUS database query are works categorised under the social sciences; this is clearly understandable because of the nature of the subject since Peace and Security is a discipline under the broad field of the social sciences.

For the scientometric and bibliometric analysis, we used big data artificial intelligence with open-source tools such as R-Packages.¹⁵ For the network analyses and visualisations, we used VOSViewer and CitNEtExplorer.

RESULTS AND FINDINGS

An initial query of the SCOPUS database generated 1,755,946 records for peace and security related terms from 1960 to the first quarter of 2018. This result is global and not restricted to the African region alone. Figures 3, 4 and 5 are the charts of the distribution by document type as covered by Scopus and Web of Science respectively. Journal articles are more prevalent in the two databases; hence our focus for now shall be on journal articles. We shall explore other document types later.

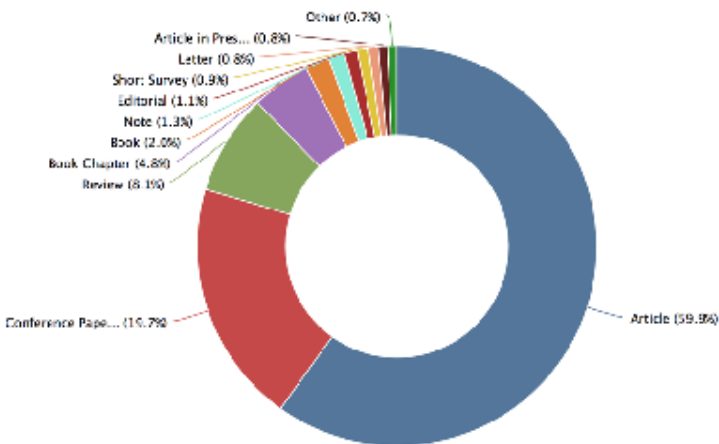


Fig. 3. Doughnut chart of distribution by document type (Scopus)

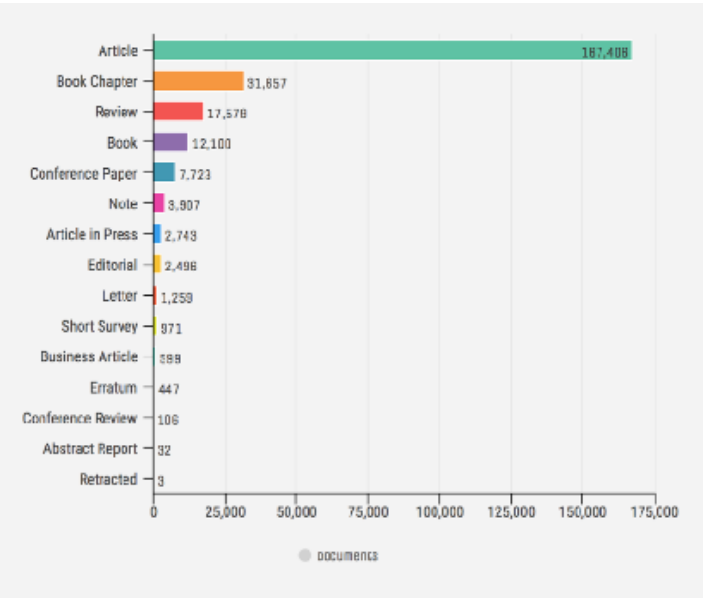


Fig. 4. Bar chart of distribution by document type (Scopus)



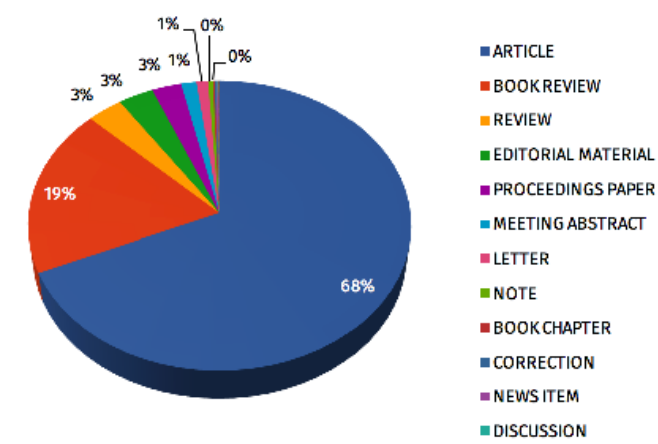


Fig. 5. Pie chart of distribution by document type Web of Science (WOS)

Fig. 6 reveals the steep progression of publications across the continent from 1960 to 2018 in the Scopus database; To be sure this visualisation captures the intended trend, a Web of Science query was done for that same period using the same search terms as used in the Scopus data base. The record in Fig. 7 confirms the Scopus result in Fig. 6. Both charts look similar.

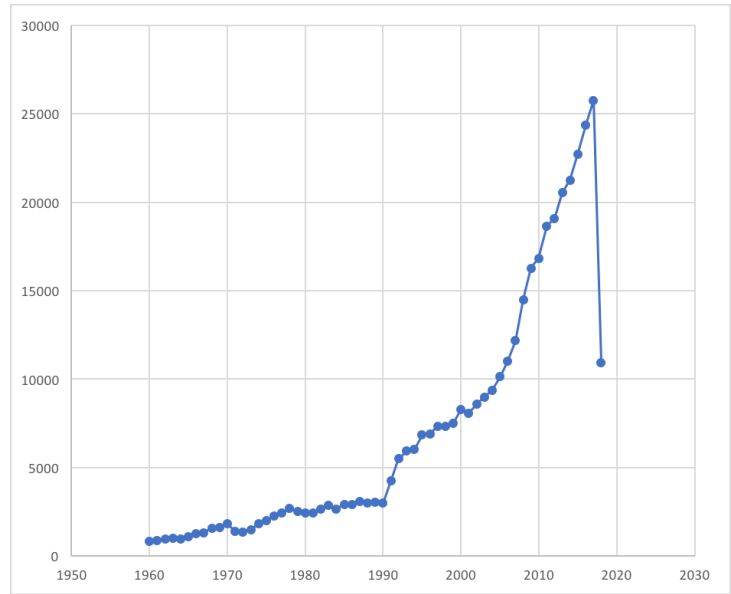


Fig. 6. Web of Science (WOS) records by year (1960 to 2018)

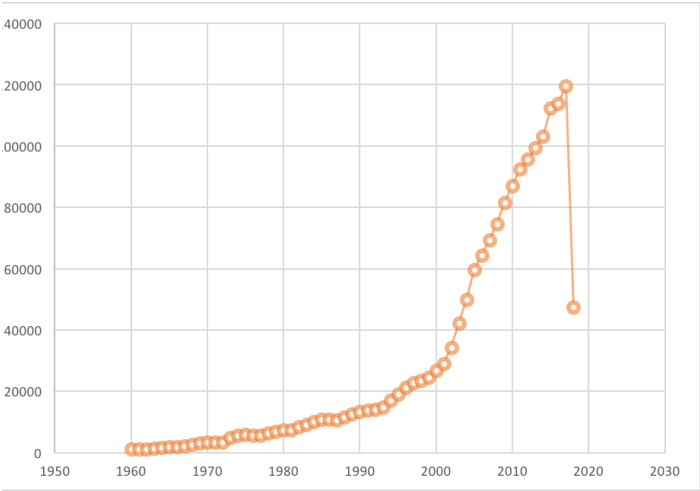


Fig. 7. Scopus Documents distribution by Year (1960-2018)

DATA ANALYSIS

Table 1: Summary of General Findings from the dataframe

Description	
Documents	2220
Sources (Journals and Books)	427
Keywords Plus (ID)	1651
Author's Keywords (DE)	4063
Period	1960-2018
Average citations per documents	4.436
Authors	2256
Author Appearances	2875
Authors of single authored documents	1275
Authors of multi authored documents	981
Documents per Author	0.984
Authors per Document	1.02
Co-Authors per Documents	1.3
Collaboration Index	2.05

Descriptive Analysis of the bibliographic Frame

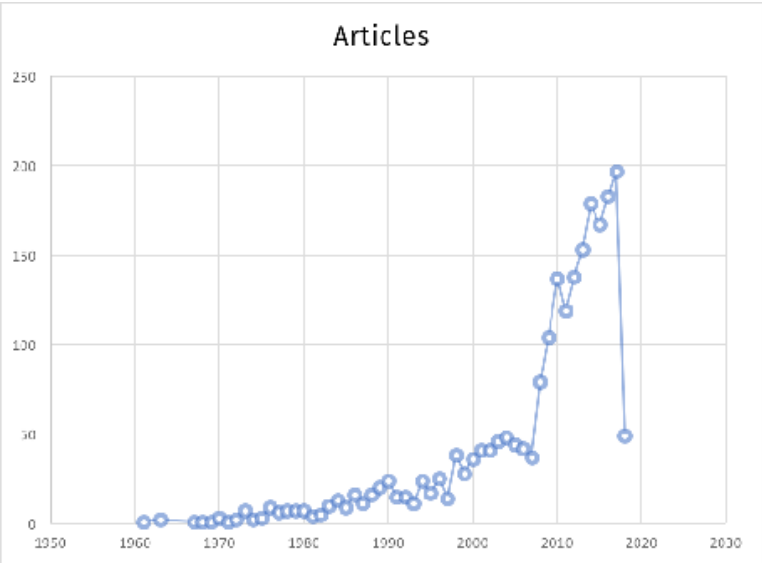


Fig. 8. Annual Percentage Growth Rate: 7.619382

Table 1 contains the summary of the general findings of the database. The table outlines the features of the dataframe. Fig. 8 above is a chart showing the progression and trend of annual scientific production of scholarly publications from 1960 to 2018. The Annual percentage Growth rate is 7.6; which means that over the years, an average of 7 articles is published on peace and security. This chart pattern is consistent across the databases.

There was an increase in the mid-70s to the 1980s; after the 90s, the line dropped and picked up in the mid 90s. The 2000s witnessed sharp increase in publications on the subject. This movement agrees with several historical events around the periods. The 80s saw several civil wars on the continent, especially the south african anti-apartheid movement. The end of the cold war could explain the sharp drop, as the period coincided with the end of apartheid in South Africa.

September 11, 2001 marked the beginning of a new era of global terrorism, from that year onward, there began a sharp increase in publications on peace and security themes. All these could explain to a certain limited degree the different movement patterns on the chart.



Table 2: Top 20-Most productive authors (in the bibliographical data frame)

	Author	No. of Articles	Author	No. of Articles Fractionalised*
1	Solomon H	12	Solomon H	12.00
2	Heinecken L	11	Osaghae EE	9.00
3	Hove M	10	Heinecken L	7.50
4	Osaghae EE	9	Hove M	7.17
5	Aning K	8	Brosig M	7.00
6	Brosig M	8	Maringira G	7.00
7	Maringira G	8	Ndlovu-Gatsheni SJ	7.00
8	Ndlovu-Gatsheni SJ	7	Vannieuwkerk A	7.00
9	Vannieuwkerk A	7	Apuuli KP	6.00
10	Apuuli KP	6	Arowosegbe JO	6.00
11	Arowosegbe JO	6	Christopher AJ	6.00
12	Beyene F	6	Moore D	6.00
13	Bond P	6	Orji N	6.00
14	Christopher AJ	6	Southall R	5.50
15	Ferreira R	6	Aning K	5.00
16	Moore D	6	Beyene F	5.00
17	Onapajo H	6	Dersso SA	5.00
18	Orji N	6	Koko S	5.00
19	Southall R	6	Nwangi OG	5.00
20	Zegeye A	6	Nathan L	5.00

*No. of articles fractionalised is a measure of the citation count of the author in the article. It is a way for measuring the relative contribution or position of the author in multi-authored articles.

AUTHORS METRICS

“H-index is defined as the highest number of publications of a scientist that received h or more citations each while the other publications have not more than h citations each.”¹⁶

Table 3: The h-index of the first 10 most productive authors (in the bibliographical data frame)

	Author	h-index	g-index	m-index	Total Citation	No. of Papers
1	Solomon H	4	6	0.23529412	41	12
2	Heinecken L	5	7	0.27777778	64	11
3	Hove M	1	1	0.16666667	1	10
4	Osaghae EE	6	9	0.18181818	214	9
5	Aning K	3	4	0.27272727	26	8
6	Brosig M	3	5	0.33333333	25	8
7	Maringira G	2	2	0.50000000	11	8
8	Ndlovu-Gatsheni SJ	4	7	0.44444444	50	7
9	Vannieuwkerk A	2	3	0.11111111	16	7
10	Apuuli KP	2	4	0.18181818	24	6

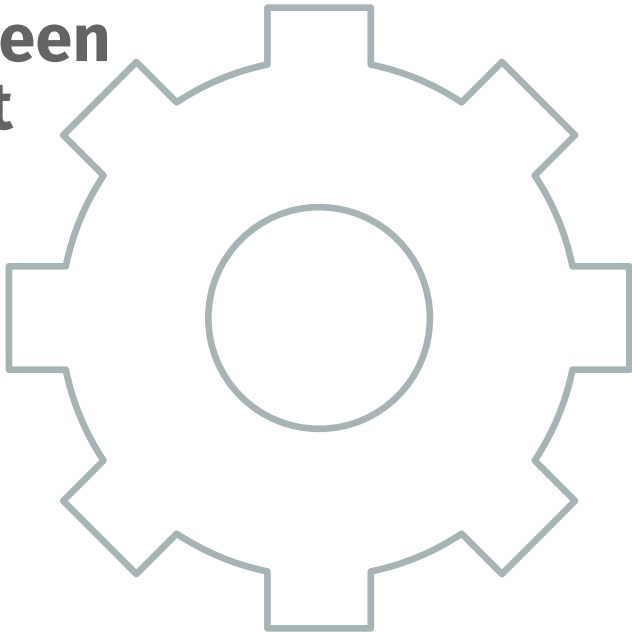
H-Index

Before the introduction of the H-index, the most popular measure of authors’ productivity is through raw citation count. This procedure involves adding up the total number of times other papers have cited the author’s papers. This quickly led to skewed metrics because all an author had to do is to have a high citation in just one paper and he would be rated highly regardless of his other lowly-cited works.

Jorge Hirsch invented a method to correct the old approach; the H-index is actually the Hirsch Index (named after him). “It is defined as the highest number of publications of a scientist that received h or more citations each while the other publications have not more than h citations each.” For instance, an author with an h-index of 10 must have published 10 papers with each been cited by other scholars at least 10 times.



“M-index is the h-index divided by the time (years) between the first and most recent publication.”¹⁷



The **g-index** is calculated based on the distribution of citations received by a given researcher’s publications, such that:

“given a set of articles ranked in decreasing order of the number of citations that they received, the g-index is the unique largest number such that the top g articles received together at least g² citations.”

A g-index of 20 means that and academic has published at least 20 articles that combined have received at least 400 citations.¹⁸

AUTHORS METRICS

Authors’ Dominance Ranking

Table 4: Authors’ Dominance Ranking by Dominance Factor

	Author	Dominance Factor	Multi Authored	First Authored
1	Olaniyan A	0.8000000	5	4
2	Aning K	0.6250000	8	5
3	Amusan L	0.6000000	5	3
4	Onapajo H	0.5000000	6	3
5	Zegeye A	0.5000000	6	3
6	Heinecken L	0.4545455	11	5
7	Aghedo I	0.4000000	5	2
8	Oteng-Ababio M	0.4000000	5	2
9	Taylor I	0.4000000	5	2
10	Hove M	0.3000000	10	3
11	Brosig M	0.2500000	8	2
12	Maringira G	0.2500000	8	2
13	Bamidele O	0.2500000	4	1
14	Bhana D	0.2500000	4	1
15	Khadiagala GM	0.2000000	5	1
16	Landau LB	0.2000000	5	1
17	Vambe Mt	0.2000000	5	1
18	Beyene F	0.1666667	6	1
19	Bond P	0.1666667	6	1
20	Ferreira R	0.1666667	6	1

The **Dominance Factor** is a ratio indicating the fraction of multi-authored articles in which a scholar appears as the first author. In Table 4, both Olaniyan and Aning dominate their research team because they appear as the first authors in their papers (Olaniyan appears 4 times out of the 5 multi authored papers and Aning appears 5 times out of the 8 multi-authored papers where he featured. See also Table 5 on the next page).



Table 5: Authors' Ranking by Articles count and Dominance Factor

	Author	Rank by Articles	Rank by Dominance Factor
1	Olaniyan A	15	1
2	Aning K	3	2
3	Amusan L	12	3
4	Onapajo H	9	4
5	Zegeye A	10	5
6	Heinecken L	1	6
7	Aghedo I	11	7
8	Oteng-Ababio M	16	8
9	Taylor I	17	9
10	Hove M	2	10
11	Brosig M	4	11
12	Maringira G	5	12
13	Bamidele O	19	13
14	Bhana D	20	14
15	Khadiagala GM	13	15
16	Landau LB	14	16
17	Vambe Mt	18	17
18	Beyene F	6	18
19	Bond P	7	19
20	Ferreira R	8	20

AUTHORS METRICS

Table 6 : Sample Citation Rank for Olaniyan A

Article Rank	Author	Journal	Year	Total Citation
6	Olaniyan A	African Security Review	2018	0
5	Olaniyan A; Omotola S	Defense and Security Analysis	2015	1
3	Bamidele O; Olaniyan AO; Ayodele	Journal of Developing Societies	2016	2
4	Olaniyan A; Francis M; Okeke-Uzo	African Studies Quarterly	2015	2
2	Olaniyan A; Yahaya A	Africa Spectrum	2016	3
1	Olaniyan A; Asuelime L	African Security	2014	6

Table 7: Sample Citation Rank for Aning K

Article Rank	Author	Journal	Year	Total Citation
8	Aning K	Journal of Contemporary Africa	2008	0
7	Aning K; Abdallah M	Conflict, Security and Develop	2013	1
5	Aning K; Edu-Afful F	International Studies Review	2016	2
6	Aning K; Pokoo J	Stability	2014	2
3	Edu-Afful F; Aning K	Journal of Intervention and St	2015	3
4	Aning K; Salihu N	African Security	2011	3
2	Aning K	Critical Studies on Terrorism	2010	7
1	Aning K; Edu-Afful F	International Peacekeeping	2013	8



Lotka’s Law coefficient

In 1926, Alfred J. Lotka published an article “The Frequency Distribution of Scientific Productivity,” in which he described a predictable pattern for the relative contributions of a body of authors to a body of literature.¹⁹ Lotka article explains the pattern and frequency of publication by authors in a given field.

According to Lotka’s Law “. . . the number (of authors) making n contributions is about 1/n² of those making one; and the proportion of all contributors, that make a single contribution, is about 60 percent.”²⁰ This means that out of all the authors in a given field, 60 percent will have just one publication, and 15 percent will have two publications (1/2² times .60). 7 percent of authors will have three publications (1/3² times .60)²¹

According to Lotka’s Law of scientific productivity, only six percent of the authors in a field will produce more than 10 articles.²²

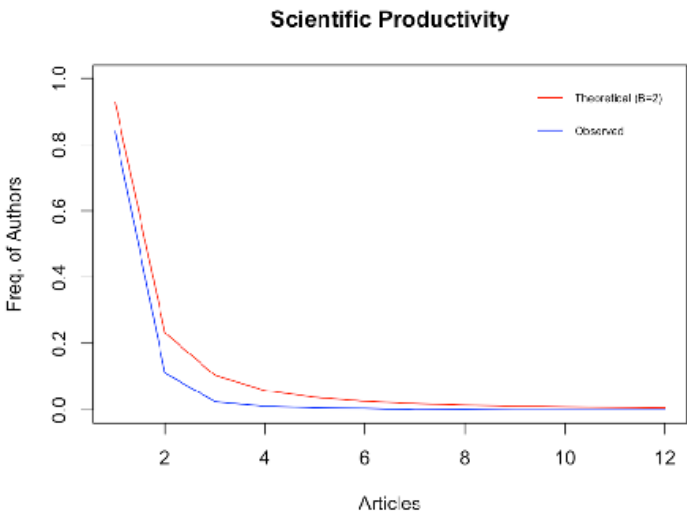


Fig. 9. Scientific Productivity - Theoretical vs Observed

Table 8: Lotka’s function for measuring Author(s)’ Productivity

No. of Articles	No. of Authors	Frequency
1	1893	0.8390957447
2	248	0.1099290780
3	55	0.0243794326
4	25	0.0110815603
5	15	0.0066489362
6	11	0.0048758865
7	2	0.0008865248
8	3	0.0013297872
9	1	0.0004432624
10	1	0.0004432624

Beta coefficient estimate: 3.230629

Constant: 0.927616

Goodness of fit: 0.9796229

P-value of Kolmogorov-Smirnoff two sample test: 0.03370224

Table 8 above shows the observed distribution of scientific productivity or author productivity in our selected data frame. The estimated Beta coefficient is 3.230629 with a goodness of fit equal to 0.9796229. Goodness of fit is the extent to which observed data matches the values expected by theory. Kolmogorov-Smirnoff two sample test provides a p-value 0.09 but the K-S p-value of our data frame is: 0.03370224; that means there is not a significant difference between the observed and the theoretical Lotka’s distributions.

From the above, we can conclude the observed author productivity in our data frame and the Lotka theoretical distribution. 1893 authors published 1 article while only 12 authors published 1 article. It can be estimated in line with Lotka’s example that about 83 percent of authors publish 1 article. This is not too far from Lotka’s 60 percent to 1 article approximation. We compared the two distributions – the observed and the theoretical (see Fig. 9).

KEYWORD ANALYSIS

DE: The frequency distribution of authors’ keywords
DI: The frequency distribution of keywords associated to the manuscript by SCOPUS database.

Table 9: Top 20-Most Keywords (in the bibliographical data frame)

Authors’ Keywords (DE)		Articles	Keywords-Plus (ID)	Articles
1	South Africa	134	Sub-Saharan Africa	136
2	Nigeria	84	South Africa	85
3	Africa	54	Southern Africa	63
4	Violence	44	Democracy	47
5	Human Rights	43	Human Rights	41
6	Zimbabwe	39	East Africa	39
7	Conflict	38	Political Conflict	38
8	Kenya	35	Conflict Management	37
9	Democracy	34	Food Security	35
10	African Union	30	Governance Approach	35
11	Gender	30	Nigeria	35
12	Security	30	Colonialism	34
13	Terrorism	27	Ethnicity	32
14	Food Security	24	West Africa	32
15	Boko Haram	23	Violence	31
16	Women	22	Crime	23
17	Development	20	Ethnic Conflict	23
18	Identity Politics	20	Political Economy	23
19	Ghana	19	Post-Apartheid	21
20	Governance	18	Eastern Hemisphere	20





Fig 10. Word cloud of Authors' Keywords(DE)



Fig 11. Word cloud of Keywords-Plus (DI)

INSTITUTIONS ANALYSIS

Table 10: Top 40-Institutions by Authors' Affiliations

Institutions		No. of Articles
1	University of the Witwatersrand *	131
2	University of Cape Town	131
3	University of South Africa*	93
4	University of Pretoria	85
5	University of Johannesburg	77
6	University of Ibadan	61
7	University of the Western Cape	58
8	University of Kwazulu-Natal	56
9	Stellenbosch University	54
10	University of the Free State	49
11	University of Botswana	47
12	University of Stellenbosch	47
13	Rhodes University	44
14	University of Ghana	37
15	University of Zimbabwe	34
16	University of Natal	32
17	Obafemi Awolowo University	29
18	University of Nairobi	25
19	Makerere University	24
20	University of Nigeria	23
21	North-West University	22
22	University of Benin	21
23	Human Sciences Research Council	18
24	University of Witwatersrand*	18
25	NR (full name not available)	17

Institutions		No. of Articles
26	Institute for Security Studies	17
27	University of Lagos	16
28	University of Fort Hare	16
29	University of Ilorin	14
30	Rand Afrikaans University	14
31	National University of Lesotho	14
32	Cairo University	14
33	Durban University of Technology	11
34	University of Port Harcourt	10
35	Ekiti State University	10
36	Midlands State University	10
37	American University in Cairo	10
38	University of Buea	10
39	University of South Africa (UNISA)*	9
40	Addis Ababa University	8

* The ranking of the universities was affected by several factors which include attributing multiple names to the same university. Computer algorithm will read **University of the Witwatersrand** and **University of Witwatersrand** as different universities instead of calculating them as the same university. In the table above, 131 articles were attributed to University of the Witwatersrand, while 18 articles are affiliated to University of Witwatersrand by their authors. This factor made Wits to occupy the first and the twenty-first positions on the table. Similarly, **University of South Africa** (93 articles) and **University of South Africa (UNISA)** (9 articles), same university is at the third and thirty-ninth positions on the ranking table because of the factor identified above.



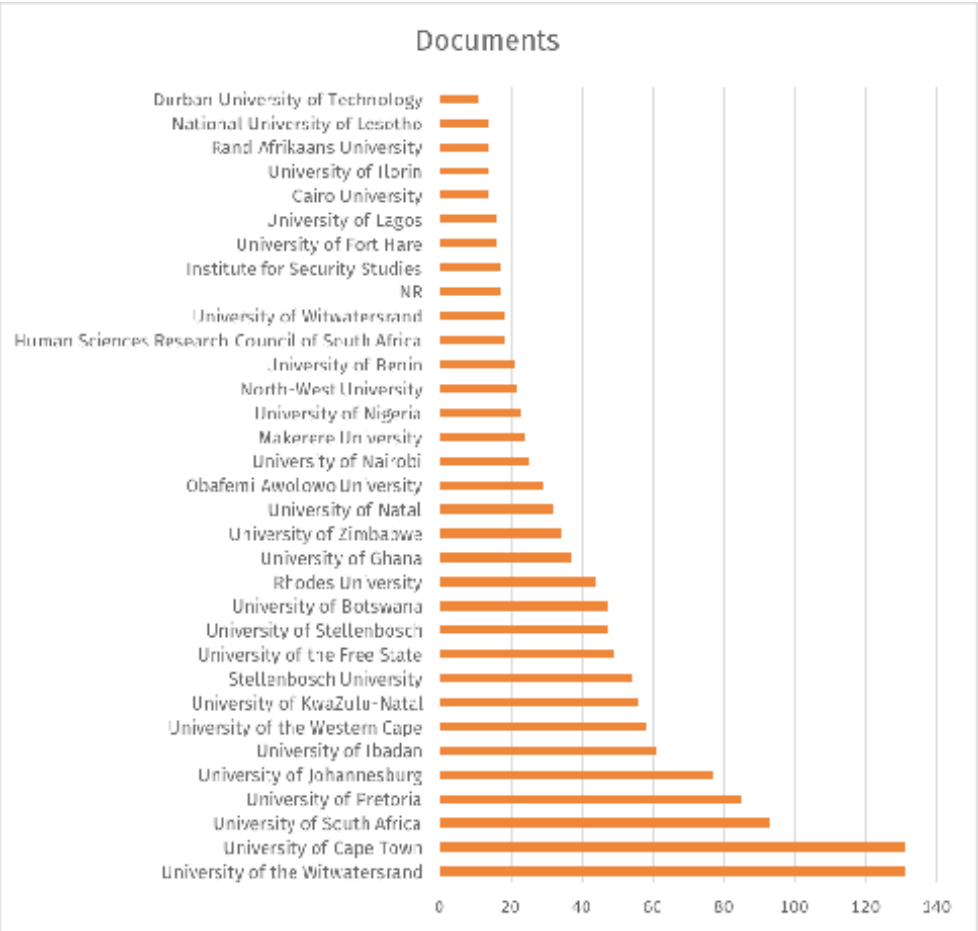


Fig 12. Top 40-Institutions by Authors' Affiliations

ARTICLES METRICS

Descriptive Analysis: Top 20 Articles per number of citations

Table 11: Top 20–Most cited papers (in the bibliographical data frame)

	Paper	Total Citation	Total Citation per Year
1	Alexander P, (2010), Rev. Afr. Polit. Econ.	171	21.38
2	Hook D; Vrdoljak M, (2002), Geoforum	102	6.38
3	Osaghae EE, (1995), Afr. Aff.	97	4.22
4	Hudson H, (2005), Secur. Dialogue	92	7.08
5	Erulkar AS, (2004), Int. Fam. Plann. Perspect.	89	6.36
6	Chapman AR; Ball P, (2001), Hum. Rights Q.	84	4.94
7	Shearing C, (2001), Punishment Soc.	79	4.65
8	Oyono PR, (2004), J. Mod. Afr. Stud.	66	4.71
9	Prunier G, (2004), Afr. Aff.	60	4.29
10	Ikelegbe A, (2001), J. Mod. Afr. Stud.	58	3.41
11	Ukiwo U, (2007), Afr. Aff.	57	5.18
12	Naanen B, (1995), J. Commonw. Comp. Polit.	55	2.39
13	Adepoju A, (2000), Int. Soc. Sci. J.	53	2.94
14	Reid G; Dirsuweit T, (2002), Urban Forum	52	3.25
15	Kagwanja PM, (2006), Afr. Aff.	50	4.17
16	May J; CM, (1995), Habitat Int.	48	2.09
17	Onuoha FC, (2010), Afr. Secur. Rev.	47	5.75
18	Robins S, (2002), Third World Q.	46	2.88
19	Moore D, (2001), Third World Q.	46	2.71
20	Adejumobi S, (2000), Int. Polit. Sci. Rev.	46	2.56



Table 11 contains the top 20 articles per number of citations in the references and bibliographies of the data frame. The Total citation per year for each of the paper is also indicated on the table.

Aside from the other metrics which focus on assessing the impacts of the journals and the citation scores of the top articles, there are concerns that the old metrics such as impact factor, g-index, h-index, m-index, focused more on citation counts of the articles and the status of the journals, thereby leaving out the measure of impacts of these works on the society. The Altmetric system was designed to address this concern to a significant degree. It is a system that tracks the attention that research outputs such as scholarly articles and datasets receive online.²³ It pulls data from:

- Social media like Twitter, Facebook, and Google+.
- Traditional media - both mainstream (The Guardian, New York Times) and field specific (New Scientist, Bird Watching). Many non-English language titles are covered.
- Blogs - both major organisations (Cancer Research UK) and individual researchers.
- Online reference managers like Mendeley and CiteULike.²⁴

The Altmetric Attention Score for a research output provides an indicator of the amount of attention that it has received. The score is derived from an automated algorithm, and represents a weighted count of the amount of attention we picked up for a research output.²⁵

Altmetric is a limited metric like others because it measures attention and not quality. A paper with lots of attention may not be of serious quality. It also focuses on public attention such as social media mention but most research papers are discussed offline at seminars, conferences and workshops. . Altmetric can however help to provide more insights alongside the other metric systems.

ARTICLES METRICS

Almetrics Analysis of the Top 20 Articles

Table 12 : Altmetric Measures of the Top 20 Articles per number of citations (in the bibliographical data frame)

	Paper	Gender/ Ethnicity/ Country of First Author	Altmetric
1	Alexander P, (2010), Rev. Afr. Polit. Econ.	M /White/South Africa	Mentioned By: News (2) Twitter (1) Facebook (1) Pinterest (1) Readers on: Mendeley (146) CiteULike (1) Total: 15 Comment: Altmetric has tracked 8,674,965 research outputs across all sources so far. Compared to these this one has done particularly well and is in the 92nd percentile: it's in the top 10% of all research outputs ever tracked by Altmetric.
2	Hook D; Vrdoljak M, (2002), Geoforum	M/White/South Africa	NA
3	Osaghae EE, (1995), Afr. Aff.	M /Black/Nigeria	NA
4	Hudson H, (2005), Secur. Dialogue	F/White/South Africa	Mentioned By: Policy source (1) Tweepers (2) Readers on: Mendeley (165) Total: 5 Comment: Altmetric has tracked 8,377,044 research outputs across all sources so far. Compared to these this one has done well and is in the 78th percentile: it's in the top 25% of all research outputs ever tracked by Altmetric.
5	Erulkar AS, (2004), Int. Fam. Plann. Perspect.	F/White/NA	Mentioned By: Policy source (1) Wikipedia (1) Total: 6 Comment: Altmetric has tracked 10,451,113 research outputs across all sources so far. Compared to these this one has done well and is in the 81st percentile: it's in the top 25% of all research outputs ever tracked by Altmetric.



Paper	Gender/ Ethnicity/ Country of First Author	Altmetric
6	Chapman AR; Ball P, (2001), Hum. Rights Q.	Mentioned By: Tweepsters (1) Readers on: Mendeley (79) Total: 1 Comment: Altmetric has tracked 8,389,189 research outputs across all sources so far. This one is in the 27th percentile – i.e., 27% of other outputs scored the same or lower than it. Average Attention Score compared to outputs of the same age.
7	Shearing C, (2001), Punishment Soc.	Mentioned By: Wikipedia (1) Readers on: Mendeley (25) CiteULike (1) Total: 3 Comment: Altmetric has tracked 3,628,118 research outputs across all sources so far. This one has received more attention than most of these and is in the 63rd percentile.
8	Oyono PR, (2004), J. Mod. Afr. Stud.	Mentioned By: Policy source (1) Readers on: Mendeley (58) Total: 3 Comment: Good Attention Score compared to outputs of the same age. Altmetric has tracked 6,813,504 research outputs across all sources so far. This one has received more attention than most of these and is in the 66th percentile.
9	Prunier G, (2004), Afr. Aff.	Mentioned By: Wikipedia (1) Readers on: Mendeley (79) Total: 3 Comment: Altmetric has tracked 7,280,108 research outputs across all sources so far. This one has received more attention than most of these and is in the 63rd percentile.

	Paper	Gender/ Ethnicity/ Country of First Author	Altmetric
10	Ikelegbe A, (2001), J. Mod. Afr. Stud.	M/Black/Nigeria	Mentioned By: Facebook (1) Readers on: Mendeley (62) Total: 1 Comment: Altmetric has tracked 3,630,432 research outputs across all sources so far. This one is in the 2nd percentile – i.e., 2% of other outputs scored the same or lower than it.
11	Ukiwo U, (2007), Afr. Aff.	M/Black/Nigeria	NA
12	Naanen B, (1995), J. Commonw. Comp. Polit.	M/Black/Nigeria	NA
13	Adepoju A, (2000), Int. Soc. Sci. J.	M/Black/Nigeria	NA
14	Reid G; Dirsuweit T, (2002), Urban Forum	M/White/ South Africa	NA
15	Kagwanja PM, (2006), Afr. Aff.	M/Black/ Kenya	Mentioned By: Tweeter (1) Readers on: Mendeley (60) Total: 1 Comment: Altmetric has tracked 3,627,150 research outputs across all sources so far. This one is in the 25th percentile – i.e., 25% of other outputs scored the same or lower than it.
16	May J; CM, (1995), Habitat Int.	M/White/South Africa	Mentioned By: Policy source (1) Readers on: Mendeley (46) Total: 3 Comment: Altmetric has tracked 6,811,548 research outputs across all sources so far. This one has received more attention than most of these and is in the 66th percentile.
17	Onuoha FC, (2010), Afr. Secur. Rev.	M/Black/Nigeria	Mentioned By: Blog (1) Tweeter (1) Readers on: Mendeley (56) Total: 9 Comment: Altmetric has tracked 9,723,186 research outputs across all sources so far. Compared to these this one has done well and is in the 86th percentile: it's in the top 25% of all research outputs ever tracked by Altmetric.
18	Robins S, (2002), Third World Q.	M/White/South Africa	NA
19	Moore D, (2001), Third World Q.	M/White/South Africa	NA



Paper	Gender/ Ethnicity/ Country of First Author	Altmetric
20	Adejumobi S, (2000), Int. Polit. Sci. Rev.	M/Black/Nigeria Mentioned By: News outlet (3) Readers on: Mendeley (48) Total: 20 Comment: Altmetric has tracked 8,993,272 research outputs across all sources so far. Compared to these this one has done particularly well and is in the 94th percentile: it's in the top 10% of all research outputs ever tracked by Altmetric.

The Altmetric Analysis above reveals that the articles with the highest Altmetric attention score from 70th percentile and above are articles published outside of the continent by publishers, which are domiciled outside the Africa. These articles influenced policies and featured in newspaper reports and social media. With the exception of Onuoha and Adejumobi, who are clearly black Africans with high Altmetric scores of 9 (87th percentile) and 20 (94th percentile) respectively, the other articles written by black African authors have either low score or no score at all. With the exception of Oyono, Julian Douglas May and Christian M. Rogerson are white South African scholars with their papers featured in policy documents.

We also observed a gender disparity in the data frame. Heidi Hudson, Annabel S. Erulkar and Audrey R. Chapman are the only female among the authors in the top 20 articles list. Hudson’s article is titled “‘Doing’ security as though humans matter: A feminist perspective on gender and the politics of human security”.

Her work is on feminism, which is a stereotypically female dominated field. The same Erulkar’s article is titled “The Experience of Sexual Coercion among Young People in Kenya”, her article, like that of Hudson is on gender and sexual coercion stereotypically female focused.

We also observed that there are no Black African female scholars as first authors among the Top 20 Articles in the selected data frame.

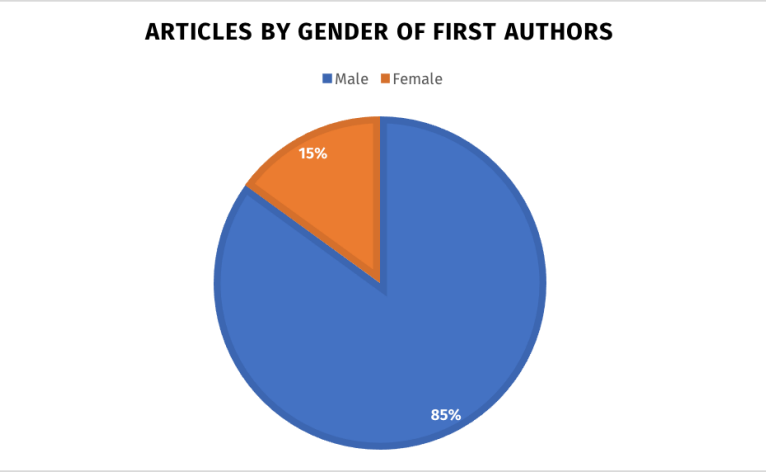


Fig. 13. 85% of the first authors of the 20 Top articles in the data frame are Men

Self-Citation contributes to high citations and high impact score for authors. This practise has been criticised, especially when done excessively by others because it tilts citation impact measures and it is viewed as self promotion.²⁶ According to a study by Molly M. King and others in 2017, it was discovered that 1.5 million research papers published between 1779 and 2011 had nearly 10% self-citation by papers’ authors. The study also reveals that between 1779 and 2011, “men cited their own papers 56 percent more than did women. In the last two decades of data, men self- cited 70 percent more than women. Women are also more than 10 percentage points more likely than men to not cite their own previous work at all.”²⁷

ARTICLES METRICS

Table 13 below contains the list of top 20 most frequently cited references in the data frame. There are several inconsistencies in the data format because Scopus database does not have a standardised format. Nonetheless, the data presented is still useful for identifying the top 20 most cited references.

Table 13: Top 20-Most frequently cited references

	Cited Reference	Citations
1	(1995) S V Makwanyane, (3), P 391, Note	171
2	Child Justice Act, p. 77, Note	102
3	Barker, G, Ricardo, C, (2005) Young Men and the Construction of Masculinity in Sub-Saharan Africa: Implications for HIV/AIDS, Conflict, and Violence, p. 4, Note	97
4	Becker, J, Drucker, E, A Paradoxical Peace: HIV in Post-Conflict States (2008) Medicine, Conflict and Survival, 24 (2), pp. 101-106	92
5	Routledge	89
6	De Waal, A, Reframing Governance, Security, And Conflict in the Light of HIV/AIDS: A Synthesis of Findings from the Aids, Security, and Conflict Initiative (2010) Social Science and Medicine, 70, pp. 114-120	84
7	Stern, O, Peacock, D, Alexander, H, (2009) Working with Men and Boys: Emerging Strategies from Across Africa To Address Gender-Based Violence and HIV/AIDS, p. 9, Note	79
8	Humphreys, M, (2007) JD Sachs & JE Stiglitz, Escaping the Resource Curse, Note	66
9	Mamdani, M, (1996) Citizen and Subject: Contemporary Africa and the Legacy of Late Colonialism, Princeton, NJ: Princeton University Press	60
10	Bayart, J-F, (1993) The State in Africa: The Politics of the Belly, London: Longman	58
11	Charlton, S, (2004) An Overview of the Housing Policy and Debates, Particularly in Relation to Women (Or Vulnerable Groupings), http://www.csvr.org.za/docs/gender/overviewofhousing.pdf , Note	57
12	Johnston, A, Realism, C, (1995) Strategic Culture and Grand Strategy in Chinese History	55
13	Peacock, D, Levack, A, The Men-As-Partners Program in South Africa: Reaching Men to end Gender-Based Violence and Promote Sexual and Reproductive Health (2004) International Journal of Men's Health, 3 (3), p. 176, Note	53
14	Oxford University Press	52
15	Connell, RW, Messerschmidt, JW, Hegemonic Masculinity: Rethinking the Concept (2005) Gender and Society, 19 (6), p. 831	50
16	Nnoli, O, (1978) Ethnic Politics in Nigeria, Enugu: Fourth Dimension	48
17	Raphael, J, Battering through the Lens of Class (2003) American University Journal of Gender, Social Policy and the Law, 11 (367), pp. 367-368	47
18	Roberts, B, Patel, P, Conflict, Forced Migration, Sexual Behavior, and HIV/AIDS (2010) Mobility, Sexuality, and AIDS, pp. 55-66, Note	46
19	Centre For Justice And Crime Prevention	46
20	De Waal, A, Fucking Soldiers (2002) Index on Censorship, 31 (4), P 89	46



Table 14: Top 20 most frequently cited first authors

	Authors	Citations
1	Mamdani, M	156
2	Bond, P	111
3	Jewkes, R	109
4	Fanon, F	105
5	Ake, C	98
6	Foucault, M	98
7	Osaghae, EE	88
8	Moyo, S	86
9	Collier, P	82
10	Crush, J	77
11	Seekings, J	75
12	Raftopoulos, B	71
13	De Waal, A	69
14	Bratton, M	65
15	Galtung, J	64
16	Southall, R	62
17	Mbeki, T	61
18	Mbembe, A	61
19	Ndlovu-Gatsheni, SJ	61
20	Cilliers, J	60

Table 14 and the Chart in Fig. 14 below showcase a list of the most cited first authors in the data frame. These are the top 20 first authors whose works are cited, referenced or mentioned in the entire data frame.

Read the section on Citation Analysis for more information about the most cited authors (first authors and non-first authors inclusive) and also the citation patterns and networks in the data frame

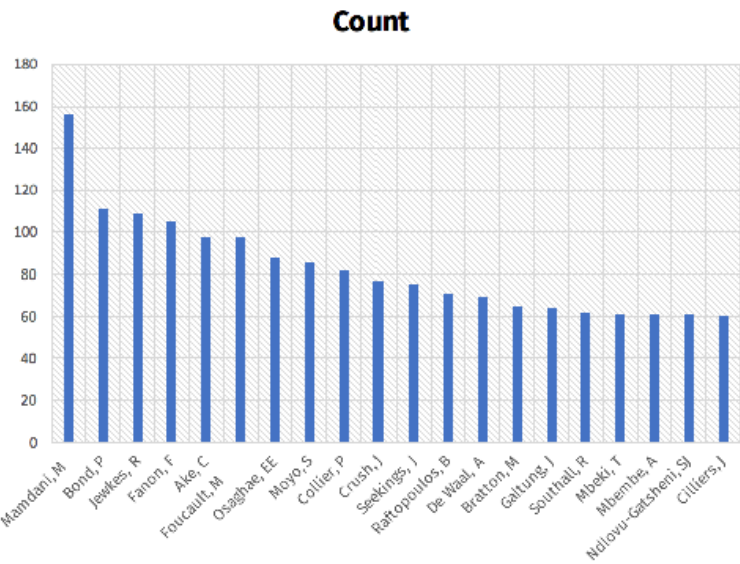


Fig. 14. Bar Chart of the top 20 most referenced first authors

COUNTRIES ANALYSIS

Table 15: Top 20-Most productive countries (based on first author's affiliation).

SCP* : Single Country Publications
MCP** : Multiple Country Publications

Table 15 below contains the list of the top 20 most productive countries in the data frame; the countries of the first authors of the the articles was used to make this table. The table also contains the frequency of publication, and the distribution of publications by author(s) affiliated to a single country or of author(s) affiliated to multiple country (at least one author from the country in the table publishing with author(s) from other country(ies).

	Country	No. of Articles	Freq	SCP*	MCP**
1	South Africa	652	0.51870	642	10
2	Nigeria	209	0.16627	205	4
3	Kenya	53	0.04216	53	0
4	Ghana	47	0.03739	47	0
5	Zimbabwe	45	0.03580	38	7
6	Egypt	33	0.02625	33	0
7	Botswana	32	0.02546	25	7
8	Ethiopia	23	0.01830	22	1
9	Uganda	20	0.01591	20	0
10	Benin	14	0.01114	14	0
11	Morocco	13	0.01034	13	0
12	Cameroon	12	0.00955	12	0
13	Senegal	12	0.00955	12	0
14	Tanzania	9	0.00716	9	0
15	Sudan	8	0.00636	8	0
16	Algeria	7	0.00557	7	0
17	Lesotho	6	0.00477	4	2
18	Namibia	6	0.00477	4	2
19	Tunisia	6	0.00477	4	2
20	Eritrea	5	0.00398	5	0



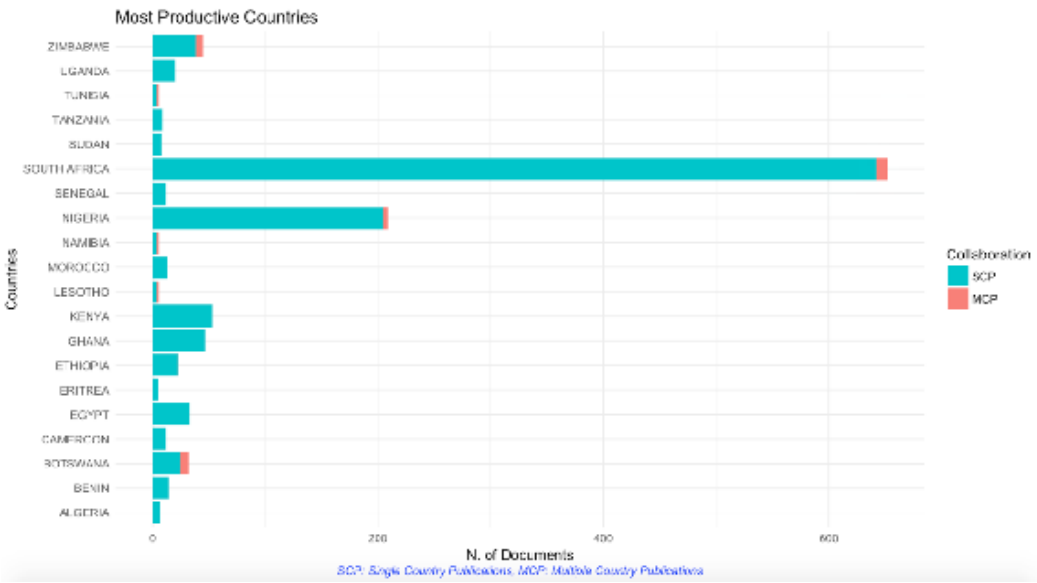


Fig. 15. Top 20 Most productive countries in the data frame - SCP vs MCP

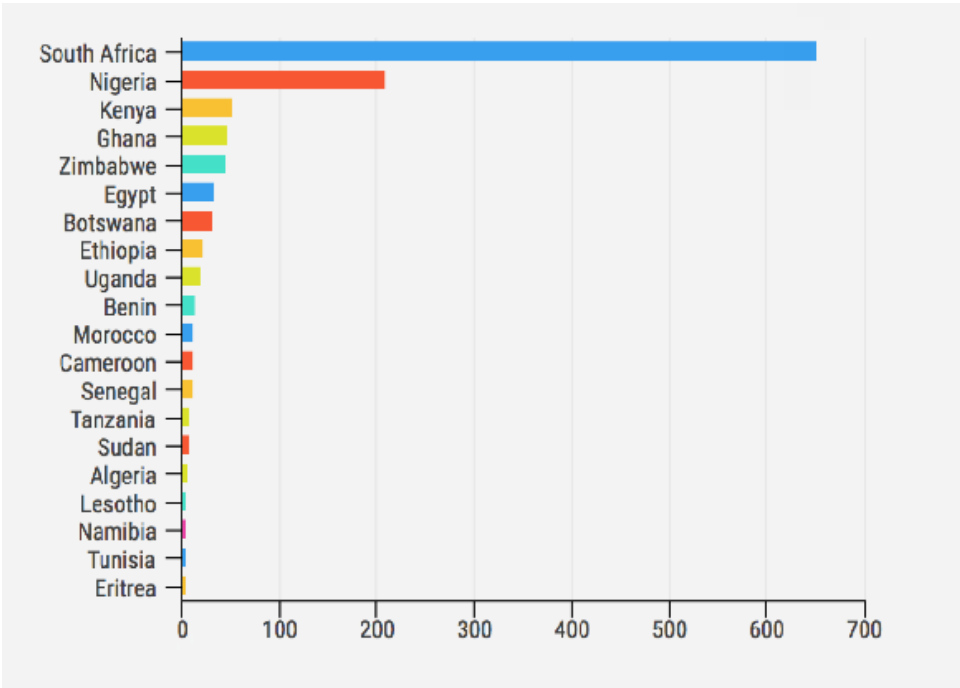


Fig. 16. Top 20 Most productive countries in the data frame

COUNTRIES ANALYSIS

Table 16: Total Citations per Country

	Country	Total Citations	Average Article Citations
1	South Africa	4063	6.232
2	Nigeria	783	3.746
3	Kenya	308	5.811
4	Ghana	240	5.106
5	Botswana	234	7.312
6	Ethiopia	200	8.696
7	Benin	162	11.571
8	Zimbabwe	157	3.489
9	Senegal	147	12.250
10	Egypt	143	4.333
11	Uganda	141	7.050
12	Cameroon	104	8.667
13	Tunisia	86	14.333
14	Malawi	59	11.800
15	Tanzania	42	4.667
16	Zambia	34	6.800
17	Lesotho	31	5.167
18	Morocco	30	2.308
19	Djibouti	29	29.00
20	Sudan	25	3.125

Table 15 ranks the countries by the total output of articles produced; while Table 16 ranks the country by the number of citation counts - how many times the articles were cited. For example, the total articles produced by South African authors (derived through the institutional/ country affiliation of the corresponding author) is 652 (see Table 15) with 4063 total citations and 6.232 average article citations (see Table 16 below).



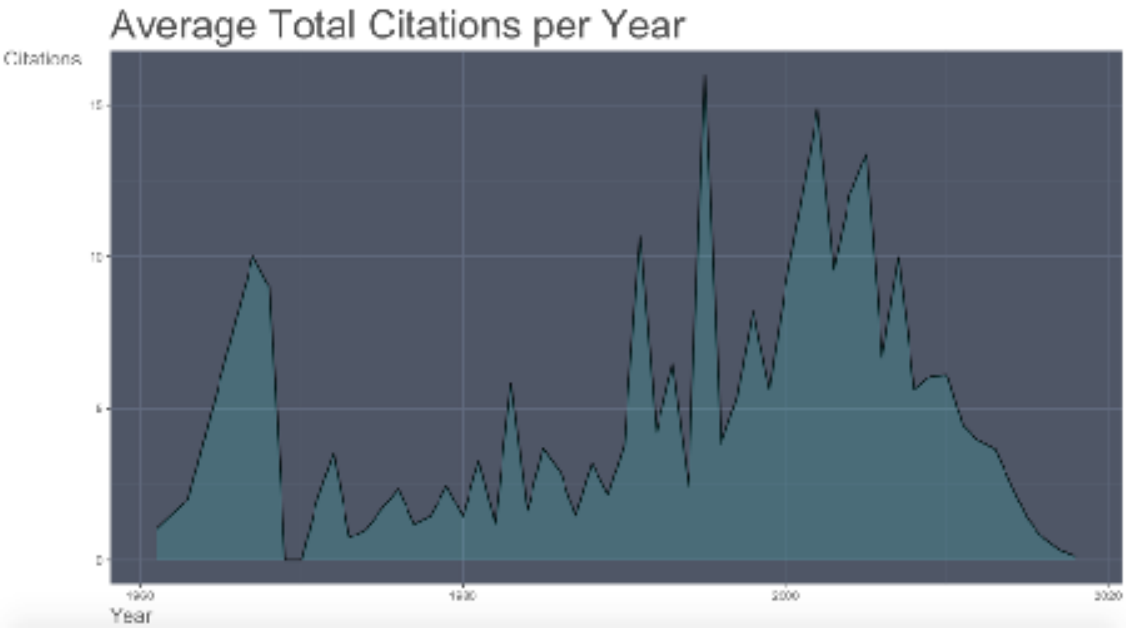


Fig. 17. Average Total Citations per Year

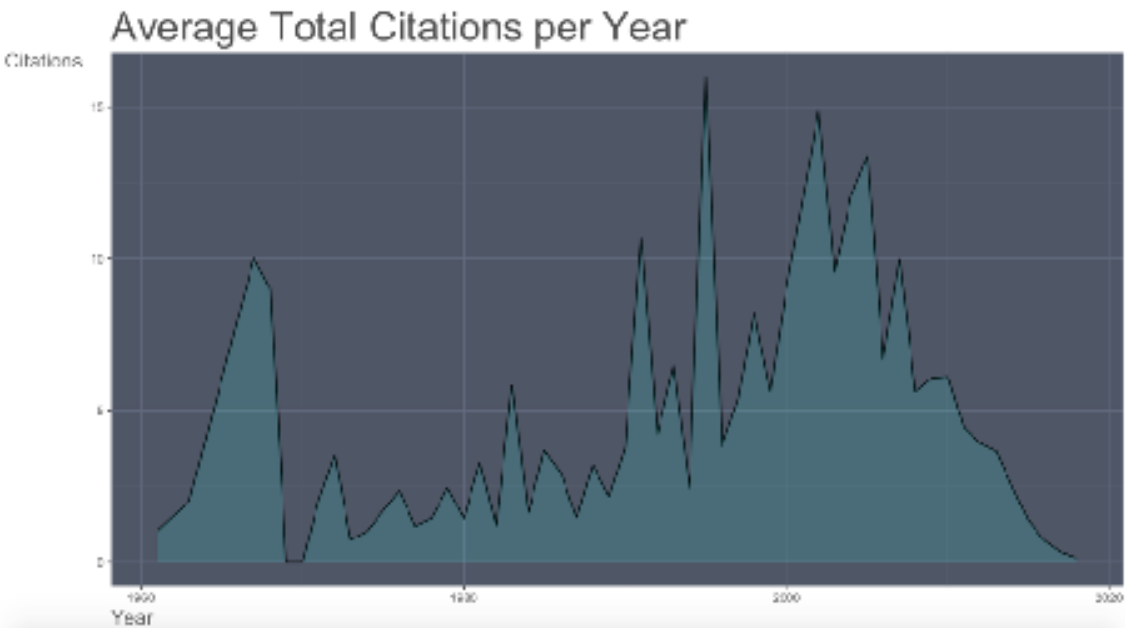


Fig. 18. Average Article Citations per Year

JOURNALS ANALYSIS

Table 17: Top-20 Journals by Number of Articles (in the bibliographical data frame)

Journals		Articles
1	African Security Review	121
2	Politikon	91
3	South African Journal of International Affairs	71
4	African Identities	59
5	Development Southern Africa	57
6	Social Dynamics	54
7	Africa Development	44
8	Review of African Political Economy	42
9	African Affairs	41
10	Journal of Asian and African Studies	38
11	Journal of Contemporary African Studies	38
12	South African Journal of Sociology	38
13	Communicatio	37
14	South African Review of Sociology	34
15	European Journal of Social Sciences	31
16	African Studies Quarterly	25
17	African Security	22
18	Journal of North African Studies	21
19	Journal of African Law	20
20	Verbum Et Ecclesia	20



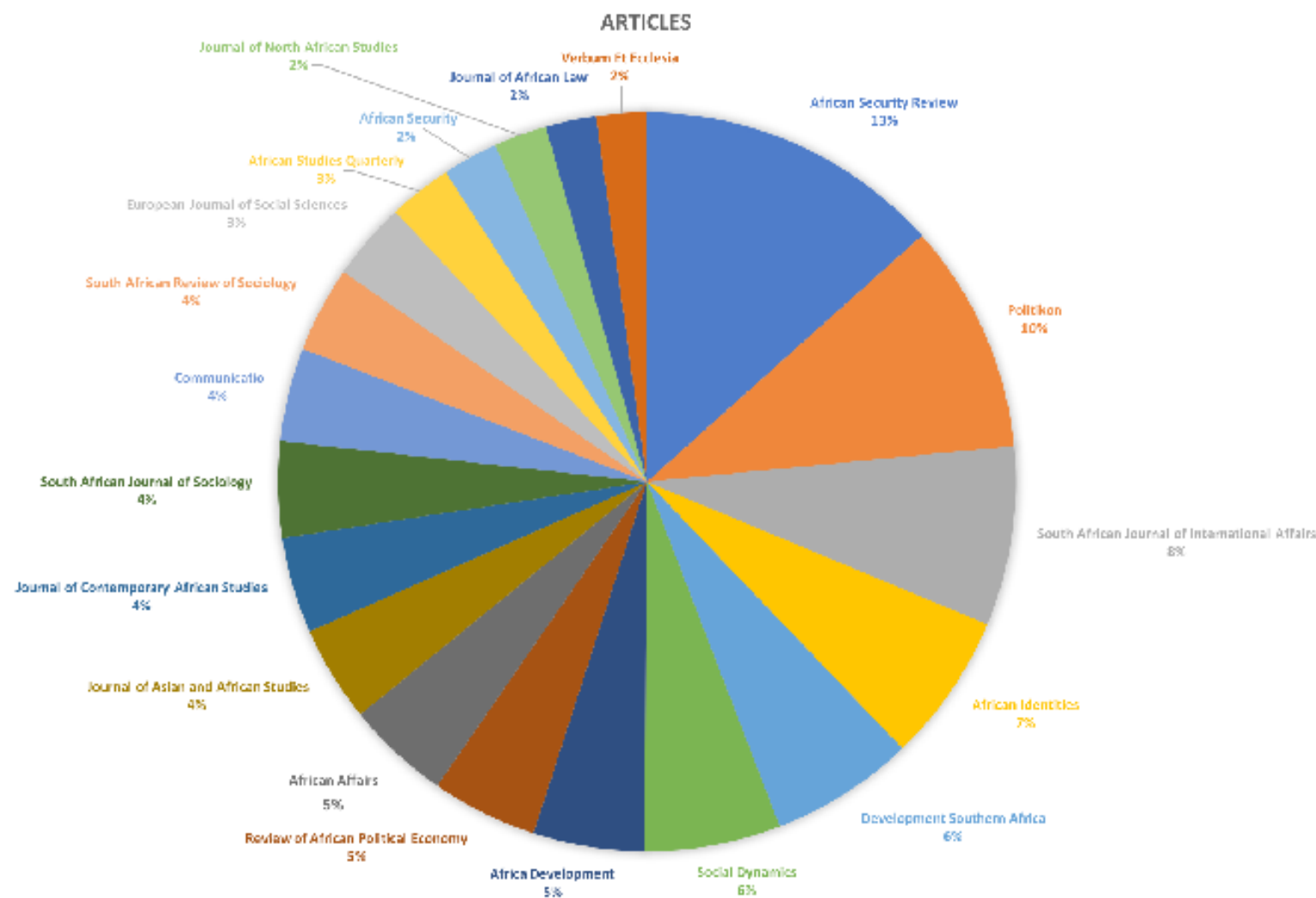


Fig 19. Articles distributions by Journals

Fig. 19. Pie Chart of the Top 20 Journals in the data frame

JOURNALS ANALYSIS

This report takes special interest in assessing the quality of the journals where the top articles in the selected data frame are published; a popular method is to examine the journal’s impact factors. The Journal Citation Reports (JCR) database is a product of Clarivate Analytics (previously the intellectual property of Thomson Reuters); this database contains the impact factors for academic journals in the natural sciences and social sciences with the Web of Science database. The impact fact (IF) is published in the JCR which is based on citations measured and compiled from the Science Citation Index Expanded and the Social Science Citation Index within the Web of Science-Core Collections. Impact factor provides a relative measure of importance of a journal within its subject categories.

Journal Citation Reports (JCR) is an annual publication by Clarivate Analytics (previously the intellectual property of Thomson Reuters). It has been integrated with the Web of Science and is accessed from the Web of Science-Core Collections. It provides information about academic journals in the natural sciences and social sciences, including impact factors. The JCR was originally published as a part of Science Citation Index. Currently, the JCR, as a distinct service, is based on citations compiled from the Science Citation Index Expanded and the Social Science Citation Index.

The equation below shows how impact factor (IF) is calculated:

$$\text{Impact Factor(IF)}_x = \frac{\text{Citations}_{x-1} + \text{Citations}_{x-2}}{\text{Publications}_{x-1} + \text{Publications}_{x-2}}$$

IMPACT METRICS

Where;
x = current citation year
Citations_{x-1} = Citation year 1 year before x (e.g. 2017-1=2016)
Citations_{x-2} = Citation year 2 years before x (e.g. 2017-2=2015)
Publications_{x-1} = Total Number of Publications 1 year before x
Publications_{x-2} = Total Number of Publications 2 years before x

Example:
$$(J)\text{Impact Factor(IF)}_{2017} = \frac{\text{Citations}_{2016} + \text{Citations}_{2015}}{\text{Publications}_{2016} + \text{Publications}_{2015}}$$

$$(J)\text{Impact Factor(IF)}_{2017} = \frac{345 + 650}{30 + 50}$$

$$(J)\text{Impact Factor(IF)}_{2017} = 12.4375$$

Where a journal J has an impact factor of 12.4375 in 2017; this means, the journal received approximately 12 citations each in 2017 for the papers published in the journal between 2015 and 2016.

Impact fact has a major weakness, it only covers articles and reviews in the Web of Science database; we have discussed the limitation of Web of Science(WOS) for not covering as much social sciences articles as Scopus. CiteScore is a metric developed by Scopus to fill some of these gaps. It has a 3-year window as against Journal Citation Reports (JCR) Impact factor 2-year window. CiteScore has more document types than articles and reviews, it covers letters, notes, conference papers, and editorials.



Table 18: Journals’ Metrics - Coverage, Language, Cite Score, SJR and SNIP

Journal	Print-ISSN	E-ISSN	Status	Coverage	Language	CiteScore	SJR	SNIP
African Security Review	10246029	21540128	Active	2010-ongoing, 1995	ENG	0.43	0.285	0.890
Politikon	02588346	14701014	Active	2006-ongoing, 1974-1995	ENG	0.68	0.364	0.581
South African Journal of International Affairs	10220461		Active	1993-ongoing	ENG	0.78	0.486	0.742
African Identities	14725843	14725851	Active	2010-ongoing	ENG	0.22	0.129	0.303
Development Southern Africa	0376835X	14703637	Active	1984-ongoing	ENG	0.80	0.307	0.931
Social Dynamics	02533952		Active	1975-ongoing	ENG	0.49	0.212	0.627
Africa Development/ Afrique et Développement	08503907		Active	2007-ongoing, 1994-1995, 1990, 1981-1986, 1978-1979	FRE, ENG	0.15	0.155	0.136
Review of African Political Economy	03056244		Active	1974-ongoing	ENG	0.93	0.920	1.256
African Affairs	00019909	14682621	Active	1901-ongoing	ENG	2.27	1.869	2.244
Journal of Asian and African Studies	00219096		Active	1966-ongoing	ENG	0.46	0.251	0.586
Journal of Contemporary African Studies	02589001	14899397	Active	1986-ongoing, 1961-1984	ENG	0.53	0.231	0.422
South African Journal of Sociology	Not Available							
Communicatio	0250-0167	1753-5379	Active	1975-1976, 1978-1995, 2010-2017	ENG	0.27	0.23	0.345
South African Review of Sociology	21528686	20721978	Active	1900-1997, 1997-2005, 2005-ongoing	ENG	0.39	0.253	0.541
European Journal of Social Sciences	14502267		Inactive	2006-2012 (cancelled)	ENG			
African Studies Quarterly	10932658		Active	2002-ongoing	ENG	0.33	0.246	0.345
African Security	19392206	19392214	Active	2008-ongoing	ENG	1.19	0.391	1.588
Journal of North African Studies	13629387		Active	1996-ongoing	ENG	0.47	0.363	0.948
Journal of African Law	00218553		Active	2003-ongoing, 1957-2000	ENG	0.13	0.113	0.251
Verbum et Ecclesia	18099862	20747705	Active	2013-ongoing	ENG	0.33	0.575	0.578

Table 19: Journals’ Metrics - Publisher’s Name and Country

Journal	Publisher’s Name	Publisher imprints grouped to main Publisher	Publisher’s Country
African Security Review	Taylor and Francis Ltd.	Taylor & Francis	United Kingdom
Politikon	Taylor & Francis	Taylor & Francis	United Kingdom
South African Journal of International Affairs	Routledge	Taylor & Francis	United Kingdom
African Identities	Routledge	Taylor & Francis	United States
Development Southern Africa	Carfax Publishing Ltd.	Taylor & Francis	United Kingdom
Social Dynamics	Taylor & Francis	Taylor & Francis	United Kingdom
Africa Development/ Afrique et Développement	CODESRA	CODESRA	Senegal
Review of African Political Economy	Carfax Publishing Ltd.	Taylor & Francis	United Kingdom
African Affairs	Oxford University Press	Oxford University Press	United Kingdom
Journal of Asian and African Studies	SAGE Publications	SAGE	United States
Journal of Contemporary African Studies	Carfax Publishing Ltd.	Taylor & Francis	United Kingdom
South African Journal of Sociology	Not available		
Communicatio	Taylor & Francis	Taylor & Francis	United Kingdom
South African Review of Sociology	Taylor & Francis	Taylor & Francis	United Kingdom
European Journal of Social Sciences	European Journals Inc.	European Journals Inc.	United Kingdom
African Studies Quarterly	University of Florida	University of Florida	United States
African Security	Taylor and Francis Ltd.	Taylor & Francis	United Kingdom
Journal of North African Studies	Frank Cass Publishers	Taylor & Francis	United Kingdom
Journal of African Law	Cambridge University Press	Cambridge University Press	United Kingdom
Verbum et Ecclesia	OpenJournals Publishing AOSIS (Pty) Ltd	OpenJournals Publishing AOSIS (Pty) Ltd	South Africa

Titles indicated in bold red do not meet the Scopus quality criteria anymore and therefore Scopus discontinued the forward capturing.

SCImago Journal Rank (SJR) is based on citation data of the more than 20,000 peer-reviewed journals indexed by Scopus from 1996 onwards. Citations are weighted, depending on the rank of the citing journal: A citation from an important journal will count as more than one citation; a citation coming from a less important journal will count as less than one citation. The SJR of journal J in year X is the number of weighted citations received by J in X to any item published in J in (X-1), (X-2) or (X-3), divided by the total number of articles and reviews published in (X-1), (X-2) or (X-3).

Source Normalized Impact per Paper (SNIP) provides a novel bibliometric perspective, correcting for subject-specific characteristics of the field someone is publishing in. This means that, unlike the Impact Factor, SNIP numbers can be compared for any two journals, regardless of the field they are in. SNIP is defined as the ratio of the raw Impact per Publication divided by the Relative Database Citation Potential. The raw Impact per Publication is the same as IPP. The resulting ratio is then divided by the Relative Database Citation Potential.

JOURNALS ANALYSIS

IMPACT METRICS

Table 20: Top 20 Journals with their CiteScore Ranking

	Journals	Rank	Percentile	Access
1	African Security Review	#273/528	48th	Other*
2	Politikon	#166/436	61st	Other
3	South African Journal of International Affairs	#148/436	65th	Other
4	African Identities	#341/771	55th	Other
5	Development Southern Africa	#93/204	54th	Other
6	Social Dynamics	#154/226	31st	Other
7	Africa Development/Afrique et Développement	#837/1028	17th	Other
8	Review of African Political Economy	#112/436	74th	Other
9	African Affairs	#102/1028	90th	Other
10	Journal of Asian and African Studies	#380/605	37th	Other
11	Journal of Contemporary African Studies	#197/436	54th	Other
12	South African Journal of Sociology	NA	NA	NA
13	Communicatio	#204/285	27th	Other
14	South African Review of Sociology	#112/213	47th	Other
15	European Journal of Social Sciences	NA	NA	NA
16	African Studies Quarterly	#119/213	43rd	Other
17	African Security	#83/436	80th	Other
18	Journal of North African Studies	#217/436	49th	Other
19	Journal of African Law	#435/528	17th	Other
20	Verbum et Ecclesia	#63/389	83rd	Open

* Other type of access including Subscription, Green OA, Promotional OA.



A green journal is a journal which publishes non-free content, but which allows its authors to republish their articles in open access repositories.

According to Elsevier, Calculating CiteScore is simple and is based on the average citations received per document. CiteScore is the number of citations received by a journal in one year to documents published in the three previous years, divided by the number of documents indexed in Scopus published in those same three years.

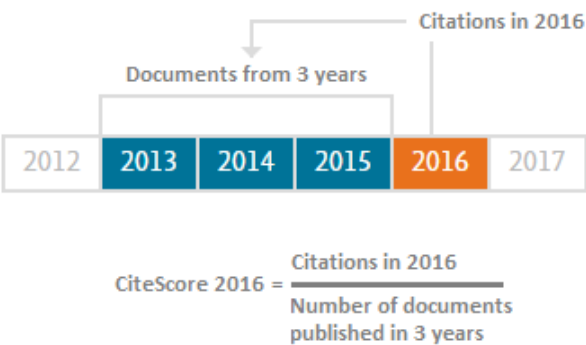


Fig. 20. CiteScore

For example, the 2016 CiteScore counts the citations received in 2016 to documents published in 2013, 2014 or 2015, and divides this by the number of documents indexed in Scopus published in 2013, 2014 and 2015. Other impact metrics are the SCImago Journal Rank (SJR) and the Source Normalized Impact per Paper (SNIP).

We used the CiteScore metrics to measure the journal impact of the top 20 journals in the data frame. From the table, African Affairs with the Rank score of #102/1028 (it means African Affairs journal is ranked 102 among 1028 in its field category) and is situated in the 90th percentile in its discipline. African Affairs is published by Oxford University Press in the United Kingdom since 1901 and has a SJR score of 1.869 and SNIP score of 2.244. We ranked the other journals too using this metrics.

We used the CiteScore metrics to measure the journal impact of the top 20 journals in the data frame. From the table, African Affairs with the Rank score of #102/1028 (it means African Affairs journal is ranked 102 among 1028 in its field category) and is situated in the 90th percentile in its discipline.

African Affairs is published by Oxford University Press in the United Kingdom since 1901 and has a SJR score of 1.869 and SNIP score of 2.244. We ranked the other journals too using this metrics.

The analysis of the top 20 journals above shows several statuses of the journals; for instance, all the journals are still active except for **European Journal of Social Sciences** which was cancelled in 2012. Only published in dual languages **Africa Development** (English and French). 29% of the top 20 journals in the data frame are published by Taylor and Francis (see Fig. 21). Only Verbum et Ecclesia has Open Access of the 20 journals. 74% of the top 20 journals in the data frame are published in United Kingdom (Fig. 22). South Africa and CODESRIA Senegal have 1 journal each in the top 20.

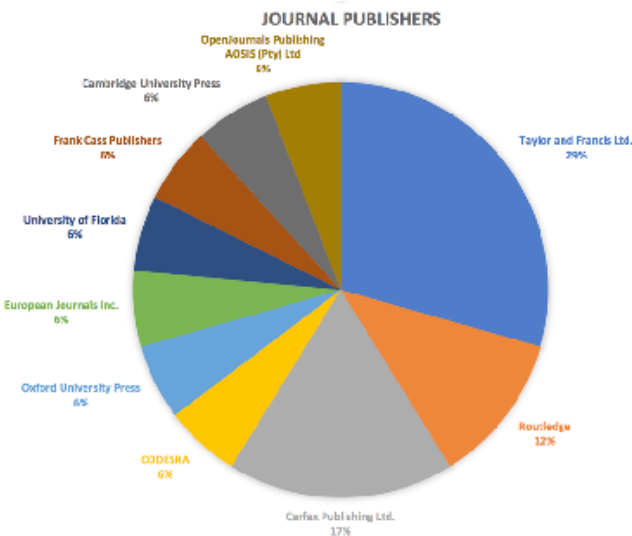


Fig. 21. Journal Publishers in the data frame

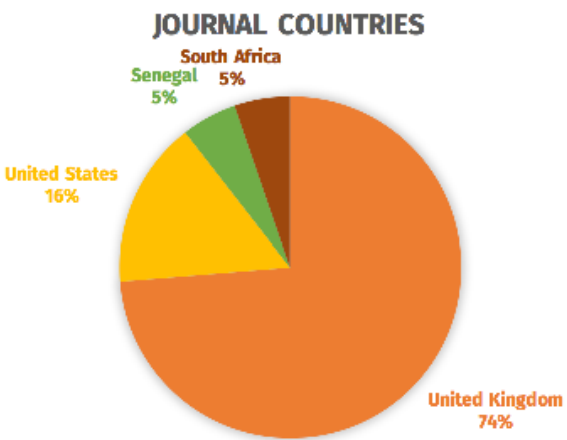


Fig. 22. Journal Countries

BIBLIOMETRIC NETWORK ANALYSES AND MAPS

Scholarly articles are interrelated because all modern academic journal articles must follow certain scientific procedures, which include references to other works to validate claims or to interrogate phenomena. There are several attributes and metadata in these articles such as abstract, keywords, titles, references, publication date, bibliography or references, which can be used to map the relationship between these articles and others. These relationships form networks which include citations, co-citations, couplings, co-occurrences, and collaborations. The units of analysis are “authors”, “countries”, “universities”, “sources”, “references”, “titles”, “keywords”, “author keywords” and “abstracts.

These bipartite networks are usually represented as matrices (Articles x Attributes) and they help to further evaluate impacts of scholars and journals over time. This section showcases different bibliometric networks that provide deeper insight on the data frame. Lines are the links that illustrated connectedness or relationships between the nodes (units) represented by circles. The thickness of the lines shows the strength of the relationship, the size of the nodes (circles) is the weight of the units (e.g. authors, institutions, articles). Clusters (groups of nodes with certain similarities) are differentiated by colours.

CITATION ANALYSIS

Citation analysis is a way of measuring the quality, importance and impact of an author, an article or an institution by counting the number of times that article and/or author have been cited by others.²⁸ Citation Analysis helps to measure the impact an article has had on the works of others by examining how they (those others) have cited the article in their own works. This analysis can help identify seminal works in specific fields by looking at the total number of leading citations of authors within the fields.²⁹ Citation analysis is also done “to find out how much impact a particular article has had by showing which authors based some work upon it or cited it as an example within their own papers.”³⁰ The units of analysis for citation analysis could be authors, sources (journals), documents(articles), institutions/ organisations, and countries. In this report, we limited our unit of analysis to authors. However, we presented few citation network maps of institutions and countries.

CITATION ANALYSIS (between Authors)

Citation analysis for impact measurements have been criticised for favouring online materials, because articles with more online presence gets more citation because of accessibility than those published in paper-based only journals. The other major criticism is self-citation; some authors have discovered, either deliberately or unconsciously, how to manipulate the citation system through self-citation. Another criticism is the fact that some authors have formed what we call “citation cliques”: a small set of authors with either professional or personal links citing each other thereby creating a form of citation mafia.

These citation patterns do follow specific interesting trends, where a big name in a specific department or institutions is consistently cited by colleagues out of some form of loyalty or because of the perceived influence of that ‘big-man’ author in that field.



It is however fair to say that, these names also get cited because the authors have worked extensively on the area of research interest. What is however interesting to note is that these citation are usually within the same university, country, region or in some instance, ethnic groups.

We propose that this citation graphs and patterns should be further researched. Our own temporary hypothesis is that these patterns might be due to limited accessibilities to works done by other scholar because of limited or no access to online bibliographical databases such as Scopus or Web of Science. People cite documents they have read or that they are exposed to, hence, it is glaring that they would reduce their citations to works around them, usually those they perceived as more influential.

Plus older documents, on the average do get more cited than newer documents. Citations of a publication is primarily about the attention (positive or negative) gather by the publication and not necessarily about its quality. A poor paper may get more cited than a good paper.

As a matter of fact, it has been revealed that the most cited papers in Nature journal are written by authors who write on statistical methodologies and standards; only very few Nobel winning authors have high citation counts.³¹

Other metrics have been developed to address some of the criticisms above. Read the sections on Authors metrics and Journals metersics for more information.

We did a citaiton analysis of the data frame used for this report by reducing the thresholds of minimum number of articles published by an author to 1 in order to include as many authors as possible within the data frame. For each of the authors, the total strength of the citation links with other authors was calculated and the authors with the greatest total link strength were selected using VOSViewer.

Table 21 below contains a sample of the selected authors together with their selected documents (articles), their citations and their total link strength. The total link strength is the total strength of the citation links. The largest set of connected items (authors) consists of 67 items(authors) and this set of items was used for the citation analysis.

Table 21: Sample author citation table

Author	Documents	Citations	Total link strength
osaghae e.e.	9	215	17
osumah o.	5	53	17
aghedo i.	5	64	15
onapajo h.	6	35	13
uzodike u.o.	4	33	10
olaniyan a.	5	12	9
onuoha f.c.	2	57	9
alexander p.	2	177	8
whetho a.	1	19	8
arowosegbe j.o.	6	33	7
hendriks s.l.	3	55	6
monson t.j.	1	2	6
agyei-mensah s.	2	37	5
chizea b.o.	1	0	5
du toit d.	2	2	5
heinecken l.	10	63	5
mattes r.	2	20	5
naanen b.	1	56	5
nvamninh f h	4	46	5

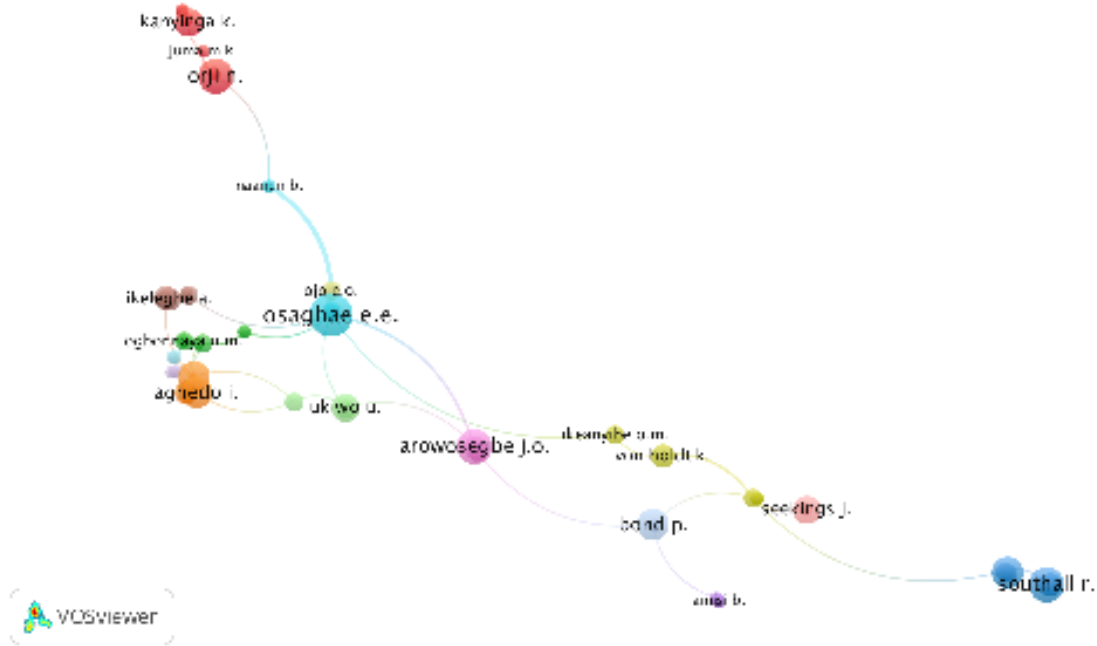


Fig. 23. Authors Citation Network

The citation network (Fig. 23) above is divided into clusters of different colours. These clusters contain sets of items (authors) sharing similar attributes, citations or patterns. A member of a particular colour cluster may also connect with other colour clusters. The citation network contains 67 items(authors) including authors with 0 citation, 15 clusters, 79 links and a total link strenght of 100.

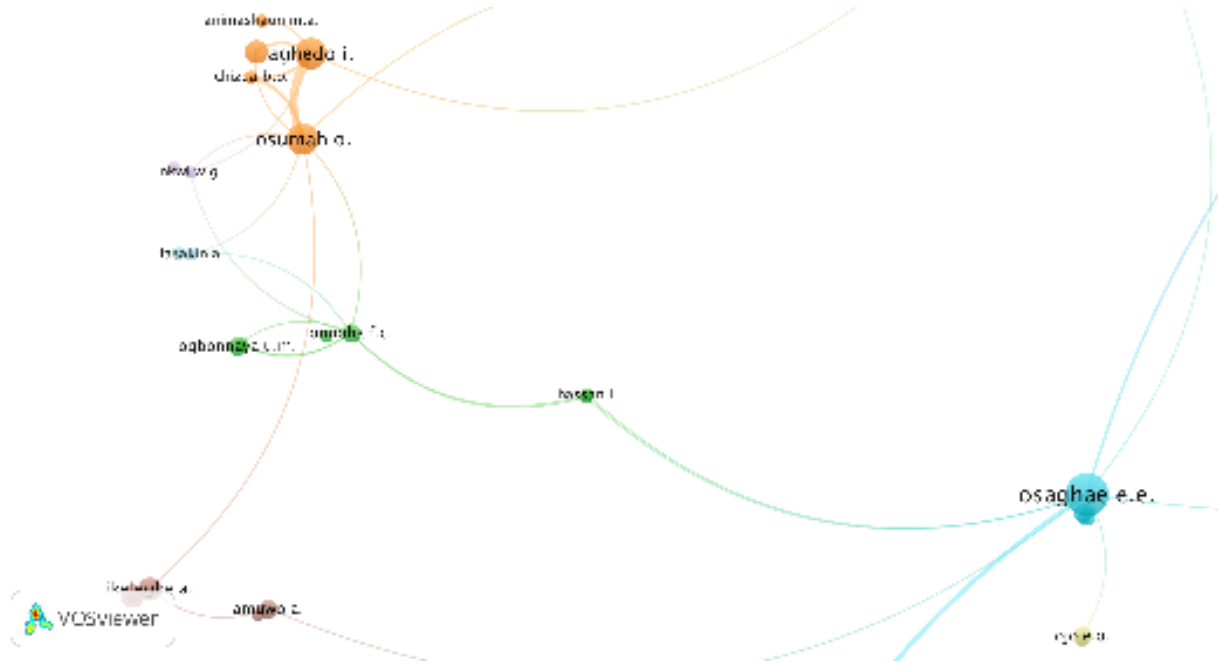


Fig. 24. Authors Citation Network - Expanded



We drilled down into the citation network, a piece of the network is displayed in Fig. 24 above. Fasakin A. cited Osumah O.’s “Boko Haram Insurgency in Northern Nigeria and the Vicious Cycle of Internal Insecurity” and Onuoha F.C.’s “The Islamist challenge: Nigeria’s Boko Haram crisis explained papers”.^{32 33} These two authors can be suggested to have influenced Akinbode’s “Leadership and national security: an interrogation of the Boko Haram violence in Nigeria” paper.³⁴

Osumah O. (the paper cited by Fasakin O.) and Aghedo I. have citation link(s) in common. The thickness of the lines between the two authors, the more the citations between them. The two authors published two works together in the data frame - “The Boko Haram Uprising: how should Nigeria respond?” and “Insurgency in Nigeria: A Comparative Study of Niger Delta and Boko Haram Uprisings” by Iro Aghedo and Oarhe Osumah.^{35 36}

Though Akinbode did not cite Aghedo in his paper, the relationship can be tracked in the network map. Both Onuoha and Osumah published works together on Boko Haram; hence, there is an indirect relations with Akinbode paper which is “Boko Haram”.

It is important to note that the bigger the size of the nodes (circles), the more the citations of the nodes (authors). Authors with more citations have bigger circles.

Fig. 25 and Fig. 26 below reveals several interesting patterns. After doing a Clustering Analysis of the Citation Network of our bibliographical data frame, we noticed several self-citations. A typical example is **Osaghae, E. E. (2003). The State and Ethnic Autonomy in Nigeria. Regional & Federal Studies, 13(2), 84-105**; where the author self-cited himself 7 times in that work alone. Osaghae also self-cited (self-referenced) himself 7 times in his 2001 work **‘From accommodation to self-determination: Minority nationalism and the Restructuring of the Nigerian State’**. Ikelegbe, A (2001) cited himself 4 times in the same article.

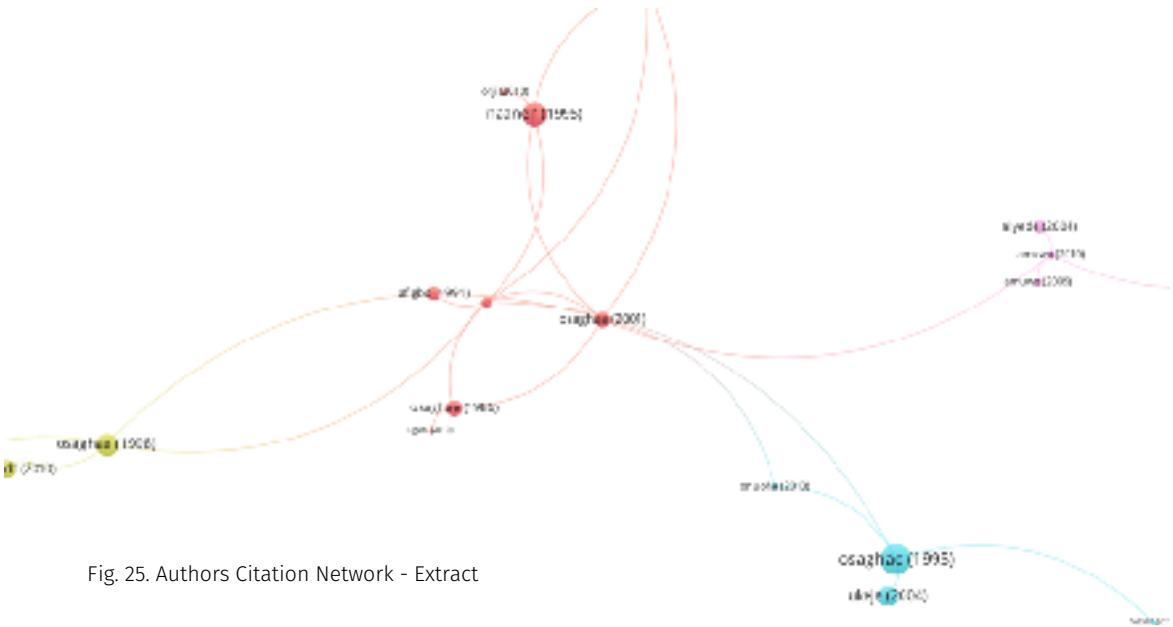


Fig. 25. Authors Citation Network - Extract

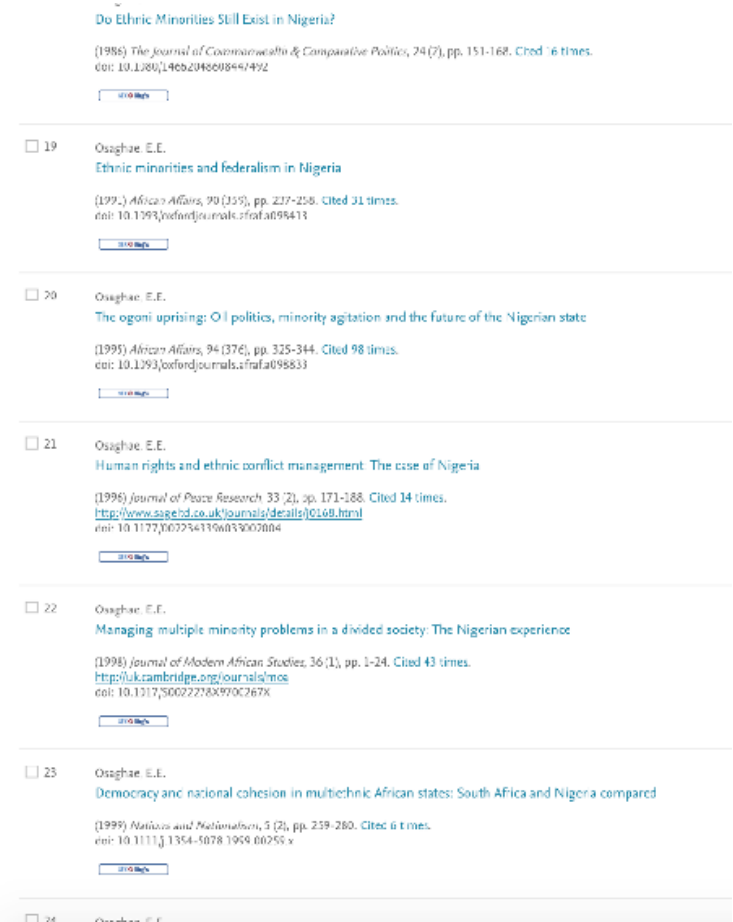


Fig. 26. Osaghae, E. E. (2003) References


We, however noticed other behaviour where people from the same universities or with close regional proximities cite themselves. A good example is the Citation Clusters in Fig. 27 and Fig. 28 below. We observed this specific cluster is dominated by Nigerian authors who cite each other’s work extensively; Fig. 27 shows the citation map of institutions in our data frame and this pattern is conspicuous. This pattern could be attributable to several factors including affiliations and professional affinity among others. The data frame reveals that there are more single authored articles than multiple authored articles, but in the multiple-authored articles, the observed patterns above seem to prevail.



Journal	Publisher's Name	Publisher's imprint given to male Publisher	Publisher's Country
African Security Review	Taylor and Francis Ltd	Taylor & Francis	United Kingdom
Parliam	Taylor & Francis	Taylor & Francis	United Kingdom
South African Journal of International Affairs	Routledge	Taylor & Francis	United Kingdom
African Yearbook	Routledge	Taylor & Francis	United States
Development Southern Africa	Carfax Publishing Ltd	Taylor & Francis	United Kingdom
Social Dynamics	Taylor & Francis	Taylor & Francis	United Kingdom
Africa Development/Annals of Development	CODESRIA	CODESRIA	Senegal
Review of African Political Economy	Carfax Publishing Ltd	Taylor & Francis	United Kingdom
African Affairs	Oxford University Press	Oxford University Press	United Kingdom
Journal of Modern and African Studies	Cambridge University Press	Cambridge University Press	United States
Journal of Contemporary African Studies	Carfax Publishing Ltd	Taylor & Francis	United Kingdom
South African Journal of Sociology	Not available		
Communicatio	Taylor & Francis	Taylor & Francis	United Kingdom
South African Review of Book Reviews	Taylor & Francis	Taylor & Francis	United Kingdom
Parliam/Annals of African Politics	Francis and Taylor, Inc	Francis and Taylor, Inc	United Kingdom

Citation analysis is different from author bibliographic coupling because the latter focuses on bibliographies and references while the former is about citations.

After calculating the total strength of the bibliographical coupling links with other authors, 500 authors with the greatest total link strength were selected. Table 22 below contains a sample of the verified selected authors with their documents (articles), citations, total link strength. A link in a bibliographical coupling involving authors is the number of coupling connection between a given author with other others. The total link strength is the total strength of the coupling links, in this case, a given author with other authors.

Author	Documents	Citations	Total link strength 
onapajo h.	6	35	1063
uzodike u.o.	4	33	734
haines r.	2	0	647
hove m.	5	1	610
harris g.	4	1	572
liebenberg s.	1	0	554
whetho a.	1	19	525
cherrington a.	1	1	432
ebersöhn l.	1	1	432
mampane r.	1	1	432
moen m.	1	1	432
aning k.	5	23	430
ndawana e.	2	1	422
olaniyan a.	5	12	409
osumah o.	5	53	405
aghedo i.	5	64	396
ukiwo u.	4	68	372

This network was mapped with VOSViewer. Some of the 500 items(authors) in the network are not connected to each other. The largest set of connected items consists of 428 items (authors), 45 Clusters, 4557 links and 27305 Total link strength. The author bibliographical coupling network of this 428 items is shown below (Fig. 29). Items in the same cluster are of the same colour. Each cluster contains the different coupling links between two authors who cited the same paper(s) in their references. Cluster 1 (Red cluster) alone has 92 items (authors). Fig 29 is packed too close because of the numbers of the items, hence, for this report, we shall display only cluster 1 (Fig. 30). Arowosegbe J. O., Orji N., Solomon H., Dersso S. A. all belong to Cluster 1 (Red) and they share the same references in their works. The similarity in their references also suggests that they have the same research interests.

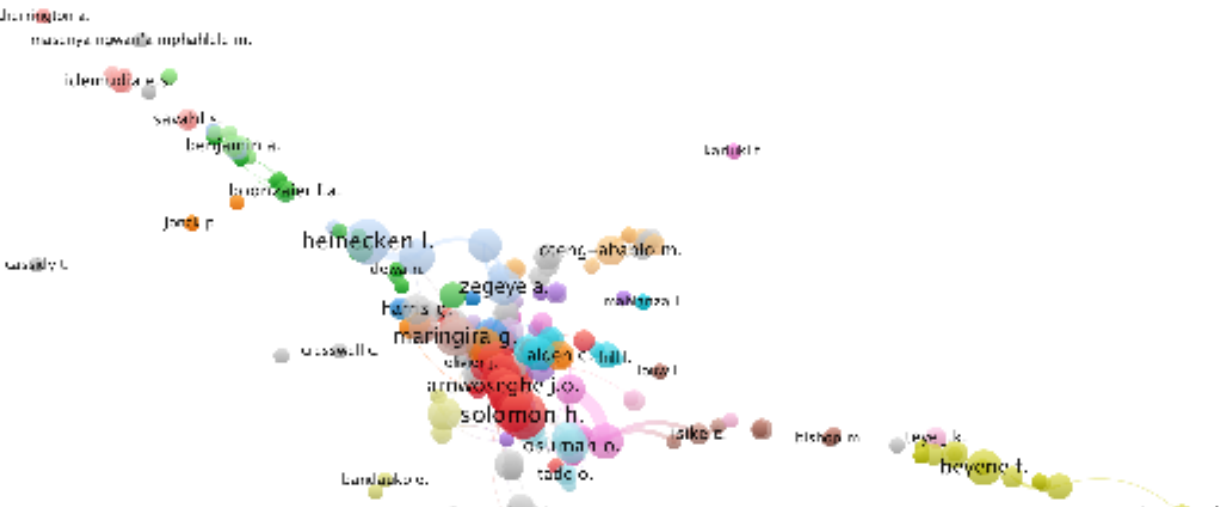


Fig. 29. Author Bilbiographical Coupling

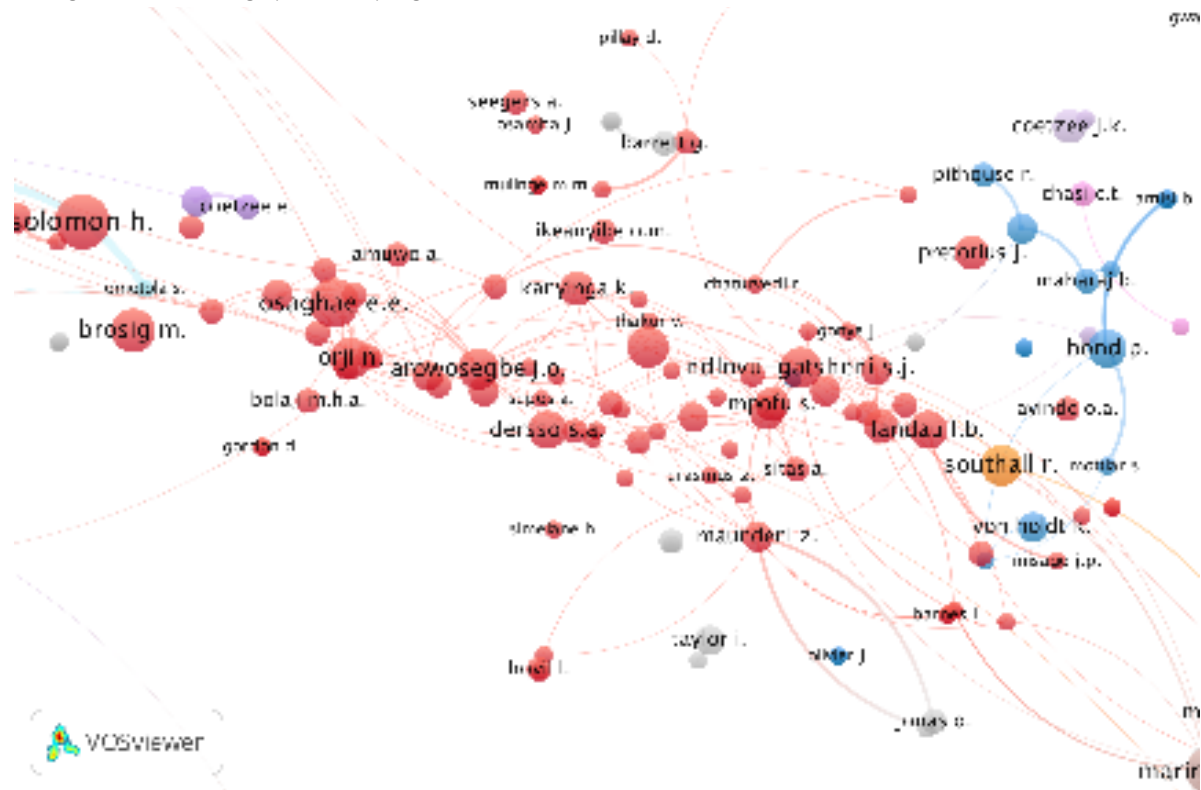


Fig. 30. Author Bilbiographical Coupling (Cluster 1)

BIBLIOGRAPHIC COUPLING (DOCUMENTS)

Bibliographic coupling between documents is a type of bibliographic coupling which focuses on the measure of similarity between two documents such that the two documents (papers and journals) references similar documents in their bibliographies. The more documents or works they share in their bibliographies, the more likely that the two documents are related.

For each of the documents in the data frame, the total strength of the bibliographic coupling links with other documents was calculated. The documents with the greatest total link strength were selected. Table 23 below contains an extract of the selected documents with the citations and total link strength. See Fig. 31 below for the document bibliographic coupling network map.

Table. 23: Sample table of Bibliographic Coupling between documents

Document	Citations	Total link strength
ndlovu–gatszeni (2015)	4	163
ikelegbe (2005b)	8	159
arowosegbe (2016b)	0	156
ikelegbe (2001)	58	147
ndlovu–gatszeni (2013)	24	144
maundeni (2002)	16	134
maundeni (2004)	4	132
orji (2013)	1	107
thakur (2015)	2	105
christopher (1997)	2	105
nyamnjoh (2013)	10	103
sitas (2011)	6	103
ndlovu–gatszeni (2010a)	6	103
fontein (2009)	11	102
lenshie (2014)	2	100
mkodzongi (2016)	1	99
suttner (2010)	3	96
onuoha (2013b)	1	94
ukeie (2012)	8	93

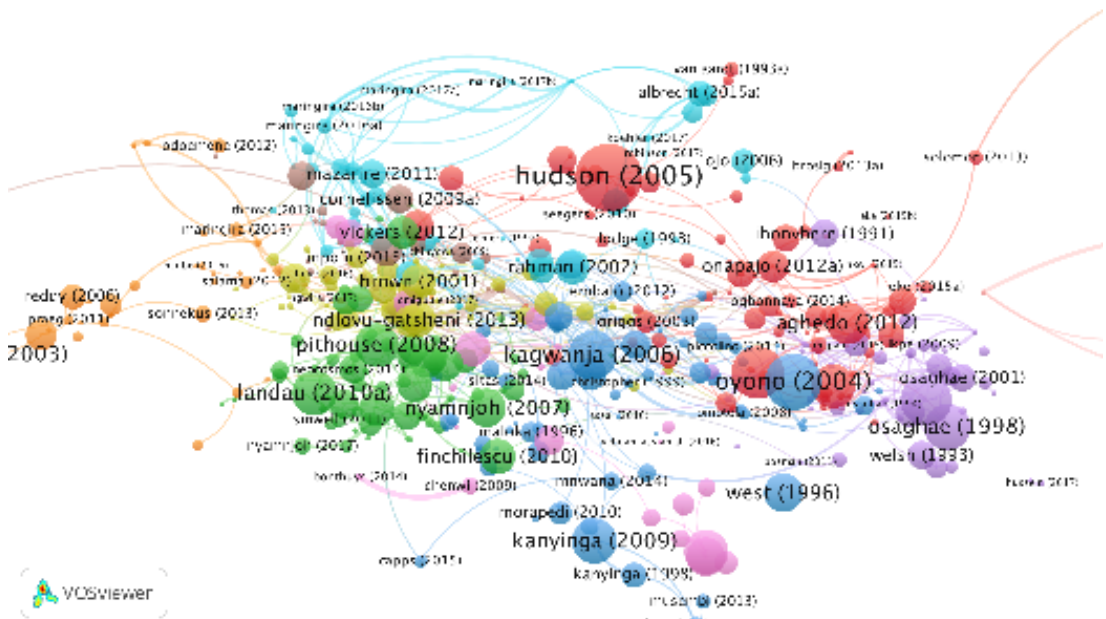


Fig. 31. Bibliographical Coupling between Documents(articles) network



The network above consists of 500 items (documents), 14 Clusters, 5955 links and 8347 Total link strength. Just like the author bibliographic coupling section, this network have documents clustered in different colours; items (documents) belonging to the same cluster have the same colour. Each cluster contains the different coupling links between two documents who cited the same documents (papers) in their bibliographies or references.

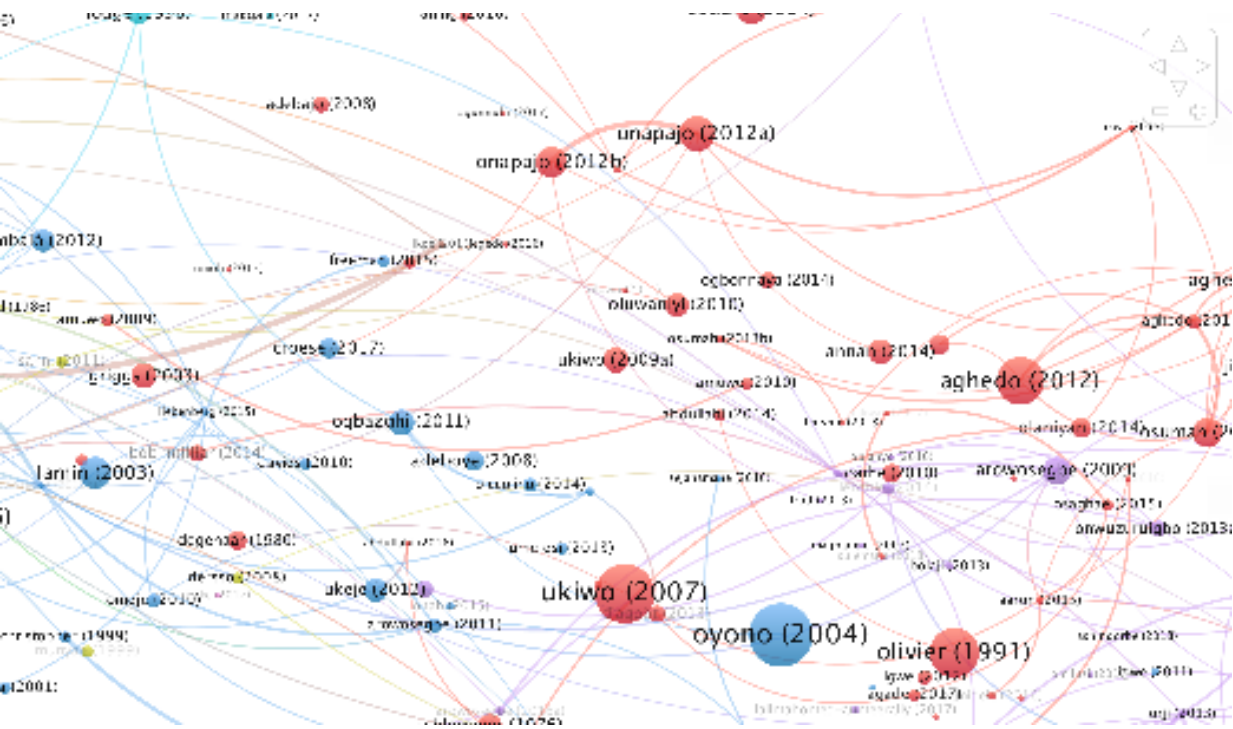


Fig. 32. Bilbiographic Coupling between documents (Cluster 1 - Red)

Cluster 1 (Red cluster) Fig. 32 above consists of 83 items (documents). Hudson (2005), Touray (2005), Onapajo (2012a), Onapajo (2012b), Aning (2016), Adebajo (2016), Griggs (2003) all share at least one work in their references or bibliographies. A closer look at the year of publication of these documents reveals that they are closer by decade. The similarity can be validatd by looking at the articles. For example, Onapajo (2012a) article is titled “Boko Haram terrorism in Nigeria: Man, the state, and the international system” published in the African Security Review Journal while Onapajo (2012b) is titled “Boko Haram terrorism in Nigeria: The international dimension” published in the South African Journal of International Affairs; a careful look at the two documents will show the clear similarity between them. The titles have **Boko Haram terrorism in Nigeria** and it is obvious that the two documents will share at least one reference citation in their biblbibliographies; hence, the clustering of the two articles by the algorithm in the Red cluster is valid.

Within the same Red cluster is Touray(2005)’s article titled “The common African defence and security policy” and Griggs (2003) article titled “Geopolitical discourse, global actors and the spatial construction of African union”; these two artilcles also share some similarities - regional politics, regional security issues, therefore, it is understandable if they share references with Onapajo and others.

BIBLIOGRAPHIC COUPLING (JOURNALS)

Bibliographic coupling between Journals is bibliographical coupling with journals as units of analysis. When two journals both cite another journal(s) in their bibliographies or references. This third journa(s) is present in both journals’ bibliographies. The more the number of journals that they both have in common in their bibliographies, the more related they are to each other. This method is used for journals classification or clusterings. It helps to group journals into similar cateegories.

For each of the 409 journals in the data frame which meet the selection criteria (included journal must have published at least 1 document (e.g. article), the total strength of the bibliographic coupling links with other journals was calculated. The journals with the greatest total link strength were selected. After the completing the procedure, Table 24 below contains an extract of the selected journals with the number of documents, citations and total link strength. In the network, the largest set of connected items (journals) consists of 339 items (journals) and these items were used to generate the bibliographic coupling network map in Fig. 33.

Table 24: Sample table of Bibliographic Coupling between journals

Source	Documents	Citations	Total link strength
politikon	88	257	1277
african identities	46	67	1024
social dynamics	67	180	903
journal of contemporary african s...	34	260	816
african security review	104	174	784
africa development	37	57	765
south african journal of internatio...	73	169	734
review of african political economy	37	512	640
journal of modern african studies	18	345	625
african affairs	38	725	539
journal of asian and african studies	36	157	532
south african review of sociology	32	101	469
african studies quarterly	21	62	431
communicatio	28	17	403
development southern africa	50	272	386
journal of developing societies	10	67	375
current sociology	9	40	345
african security	19	67	317
social identities	14	67	302

The network map (Fig. 33) below consists of 332 items (journals), 25 Clusters, 4219 links and 12077 Total link strength. As common with the bibliographic coupling sections of this report,, this network have journals clustered in different colours; items (journals) in the same cluster have the same colour. Each cluster contains the different coupling links between two journals with similar journals cited in their bibliographies or references.





Fig. 33. Bilbiographical Coupling network (Journals)



Fig. 35. Bilbiographical Coupling between Documents(articles) network



Fig. 34. Bilbiographic Coupling between journals (Cluster 1 - Red)

Cluster 1 (Red cluster) Fig. 34 above consists of 40 items (journals). Peace and CONflict, Peace Review, Punishment & Society, Sexuality and Culture, Etude de la population africaine, Violence against women, Journal of Youth Studies are members of Cluster. Since these journals have themes that are similar, it is obvious they would have similar journals cited in their bibliographies at some point.



Fig. 36. Bilbiographic Coupling between documents (Cluster 1 - Red)

CO-CITATION NETWORKS

Bibliographical Co-Citation is like coupling but it is the other way round; that is, it is a measure of similarity between documents where the two documents are cited together by other documents. To be cited together by another documents is to be “bibliographically co-cited”.

CO-CITATION (References)

The co-citation network for this data frame was mapped using references as the unit of analysis with the minimum citations of a cited reference set at 1; 78201 references met the threshold. Mapping these cited references would be result in a large network, therefore, we chose the first 500 references. For each of the 500 selected references, the total strength of the co-citation links with other cited references was calculated and the cited references with the greatest total link strength were selected.

Table 25 below contains a sample of the selected cited references together with their citations and total link strength. The total link strength is the total strength of the co-citation links. The largest set of connected items in the selected 500 items (cited references) consists of 67 items (cited references). Only this set of items is shown in the network (see Fig. 37).

Table 25: Sample table of Co-Citation Network (References)

Cited reference	Citations	Total link strength
(1995) s v makwanyane, (3), p. 391. , note	41	2255
child justice act, p. 77. , note	20	1520
becker, j., drucker, e., a paradoxical peace: hiv in...	16	1392
charlton, s., (2004) an overview of the housing ...	10	1220
de waal, a., reframing governance, security, and ...	13	1170
raphael, j., battering through the lens of class (2...	9	1107
barker, g., ricardo, c., (2005) young men and th...	18	900
goldscheid, j., gender violence and work in the u...	7	875
roberts, b., patel, p., conflict, forced migration, s...	9	761
mock, n.b., duale, s., brown, l.f., mathys, e., o'ma...	8	760
fredman, s., engendering social and economic ri...	6	756
imperial, m.l., self-sufficiency and safety: welfar...	6	756
parenzee, p., smythe, d., (2003) domestic violen...	6	756
purvin, d.m., at the crossroads and in the cross...	6	756
stern, o., peacock, d., alexander, h., (2009) work...	13	715
carballo, m., clerisme, c., harris, b., kayembe, p., ...	7	672
marwah, p., delargy, p., tabac, l., disarmament, d...	7	672
bonthuys, e., domestic violence (2014) the law o...	5	635
combrinck, h., the dark side of the rainbow viol...	5	635

The network map in Fig. 37 above contains 67 items (cited references), 1 Cluster, 2211 links and 9242. Fig. is a sample sub-network within the co-citation network.

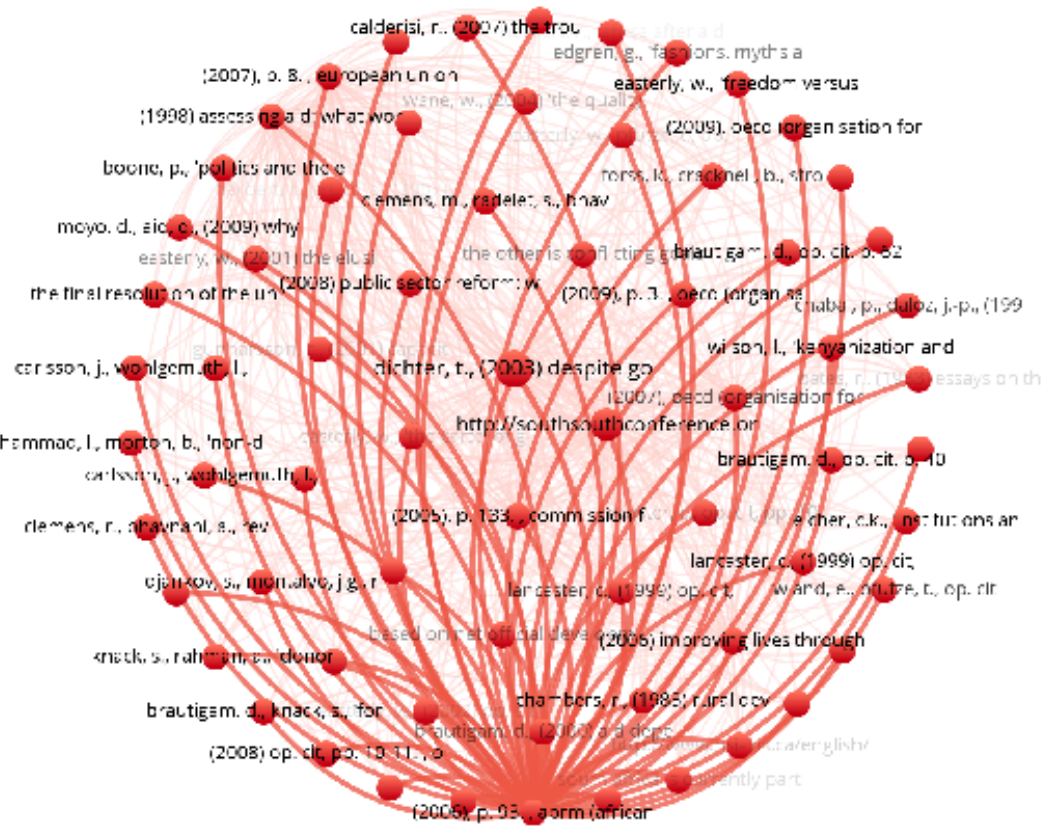


Fig. 38. Co-Citation Network - selected sub-network

The sub-network in Fig. 38 shows a sample map of references co-cited together. The reference **(2006). p. 93 African Peer Review Mechanism, Country Review Report of the Republic of Kenya** has 2 citations but it is co-cited with 66 other cited references (displayed together in the selected sub-network above). The reference has a total link strength of 270.

CO-CITATION (Authors)

The authors co-citation network for this data frame was mapped using cited authors as the unit of analysis with the minimum citations of a cited author set at 1; 43402 authors met the threshold. Mapping these cited authors would be result in a large network, hence, we chose the first 500 cited authors.

The largest set of connected items in the selected 500 items (cited authors) consists of 496 items (cited authors). These 496 items were clustered into 8 different coloured groups, with 15615 links and a total strength of 144903. Only this set of items is shown in the network (see Fig. 39 below). Fig. 40 is a snippet of Cluster 1 (Red) with 177 items. Mamadani, M., Foucault, M., Fanon, F. and others are co-cited in this Cluster 1. The bigger the item size, the more the citations of the item (ball). The thicker the line between the balls, the stronger the co-citation links between the authors. Cluster 2 (Green) (Fig. 41 below) contains 149 items including Ake, C., Osaghae, E. E., Turton, A. Olonisakin, F and others who were co-cited at some point.

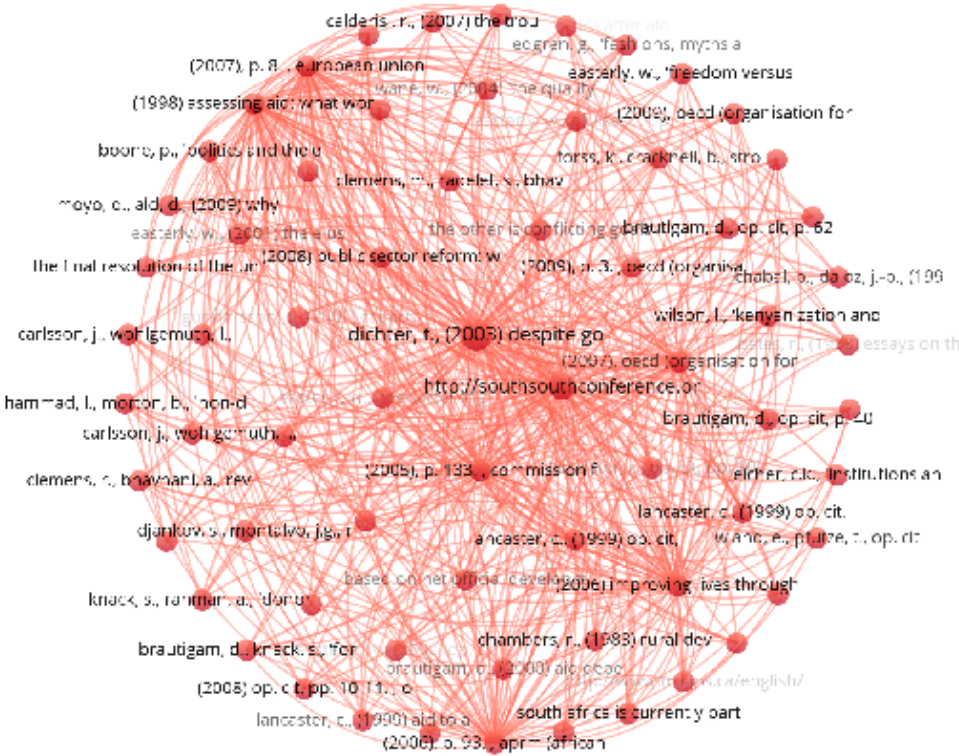


Fig. 37. Bibliographical co-citation - references as unit of analysis



CO-CITATION (Sources)

The sources co-citation network for this data frame was mapped using sources (journals, newspapers and other publications) as the unit of analysis with the minimum citations of a source set at 1; 41266 sources met the threshold. To avoid overloading the network, we chose the first 500 sources. For each of the 500 selected sources, the total strength of the co-citation links with other sources was calculated and the sources with the greatest total link strength were selected.

Table 26 below contains a sample of the selected sources (journals, newspapers, and other publications) together with their citations and total link strength. As stated before, The total link strength is the total strength of the sources (in this case) co-citation links. The largest set of connected items in the selected 500 items (sources) consists of 491 items - 13 clusters, 17506 links and a total link strength of 104416. Only this set of items is shown in the network (see Fig. 42).

Table 26: Sample table of Co-Citation Network (Sources)

Source	Citations	Total link strength
the guardian	219	5475
african affairs	317	4392
vanguard	102	3865
review of african political economy	255	3355
journal of modern african studies	208	3299
journal of southern african studies	284	2992
journal of contemporary african studies	133	2938
journal of democracy	135	2269
forced migration review	48	2260
sa	26	2241
african security review	166	1992
journal of peace research	124	1962
third world quarterly	140	1953
social science and medicine	54	1900
american university journal of gender, social pol...	15	1725
tell	40	1529
american political science review	85	1514
world politics	86	1453
getting somalia wrong? faith	21	1449

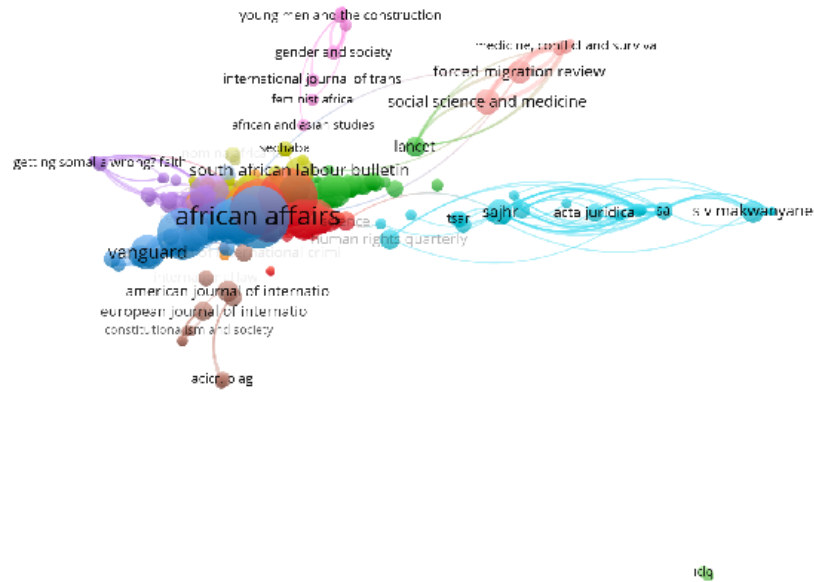


Fig. 42. Sources Co-Citation Network




Fig. 39. Authors Co-Citation Network

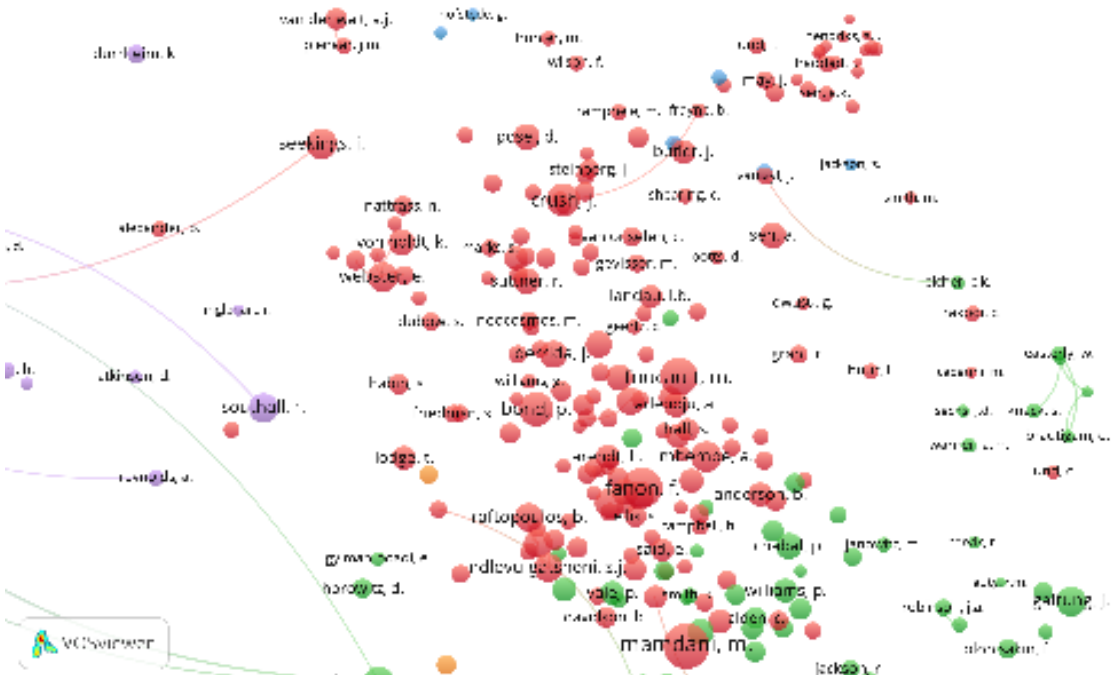


Fig. 40. Authors Co-Citation Network - Cluster 1 sample (Red)

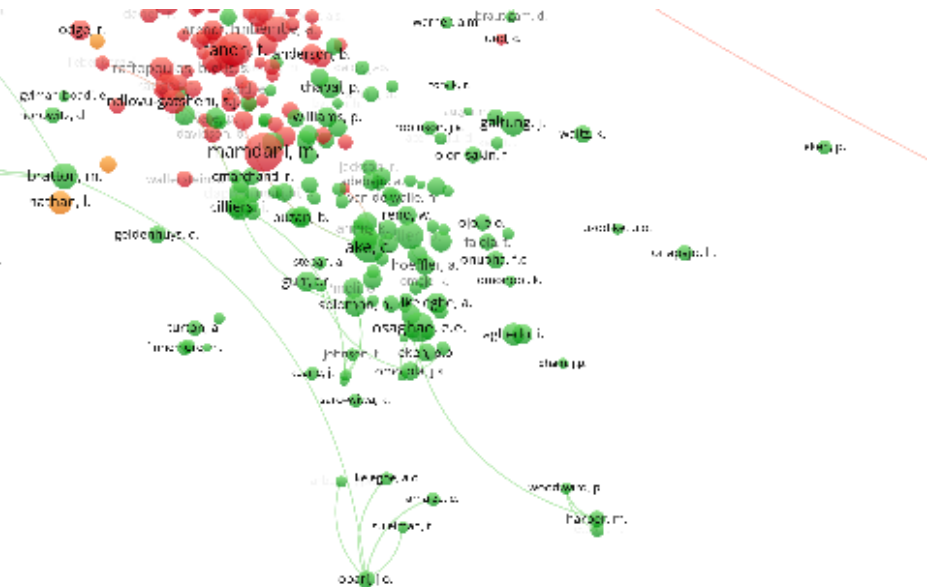


Fig. 41. Authors Co-Citation Network - Cluster 2 sample (Green)



These 491 items (sources) were clustered into 8 different coloured groups, with 15615 links and a total strength of 144903. Fig. 43 below is a snippet of Cluster 1 (Red) with 125 items. World Development, Food Policy, Land Use Policy, Codesria Bulletin, Development and Change are co-cited in this Cluster 1. The bigger the item size, the more the citations of the item (ball). The thicker the line between the balls, the stronger the co-citation links of the sources. Cluster 3 (Blue) (Fig. 44 on the next page) contains 75 items (sources) including Tell, Sahara Reporters, Vanguard, The Nation, West Africa, This Day, The Guardian, Foreign Affairs, African Affairs and others. Tell, Vanguard, This Day, The Nation and The Guardian are news publications. Sahara Reporters is an online news media. It is clearly obvious why they are grouped together in the same clusters because whoever co-cited them, must have done so for some purpose. These news publications are co-cited with other non-news publications; that explains why they are all grouped together in the blue cluster.

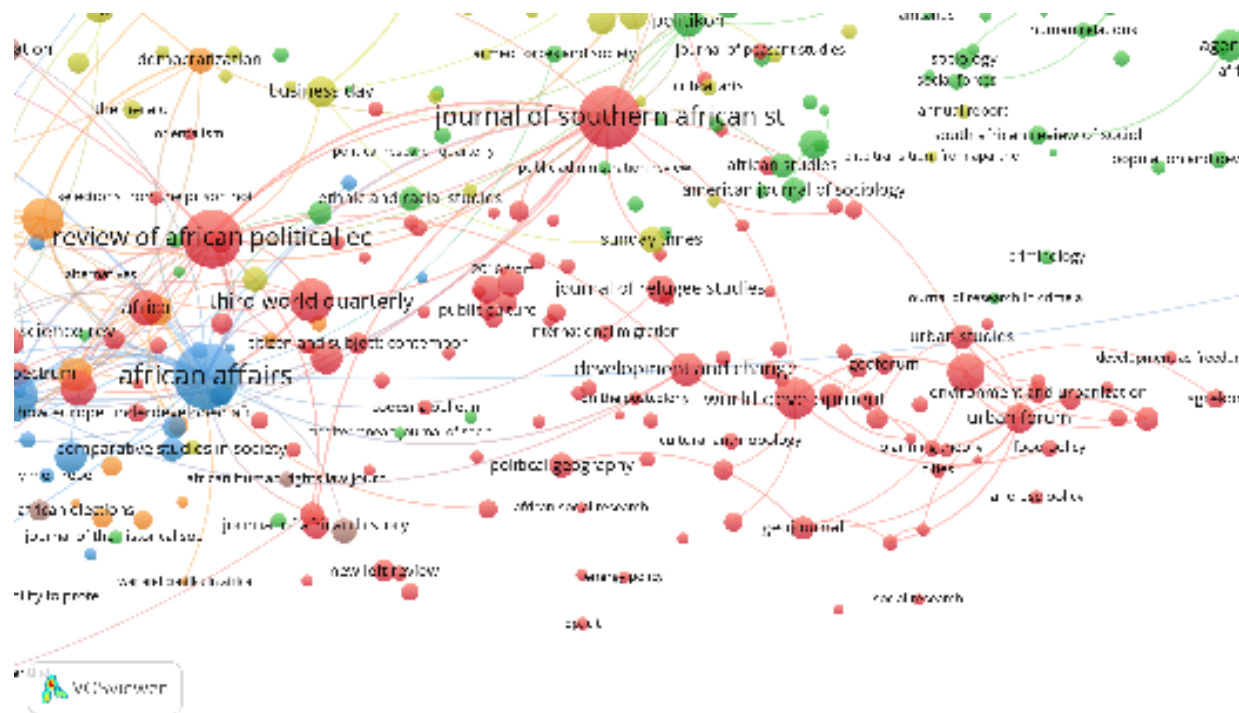


Fig. 43. Sources Co-Citation Network - Cluster 1 sample (Red)

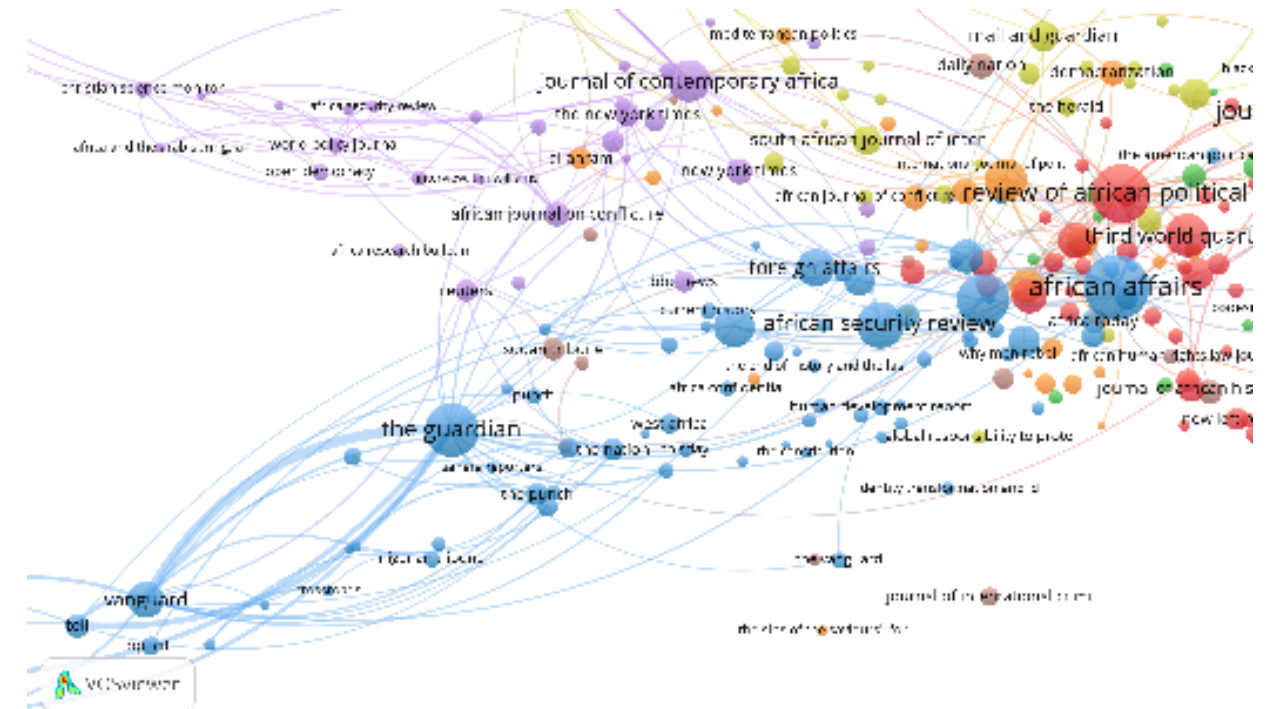


Fig. 44. Sources Co-Citation Network - Cluster 3 sample (Blue)

CO-AUTHORSHIP/ COLLABORATION NETWORKS

CO-AUTHORSHIP (Countries)

Collaborations among authors across the continent follow the same pattern observed in the co-citation network. Authors with shared colonial past tend to collaborate; language is a huge major factor too because countries with similar official languages (also product of colonial heritage) publish more works together than those with different official languages. Although the focus of this work is more on scholars from Anglophone countries of Africa, however, language factor has inhibited the possibilities of continent wide collaborations because of language differences (See Fig. 45 below).




Fig. 45. Co-Authorship Network (between countries)

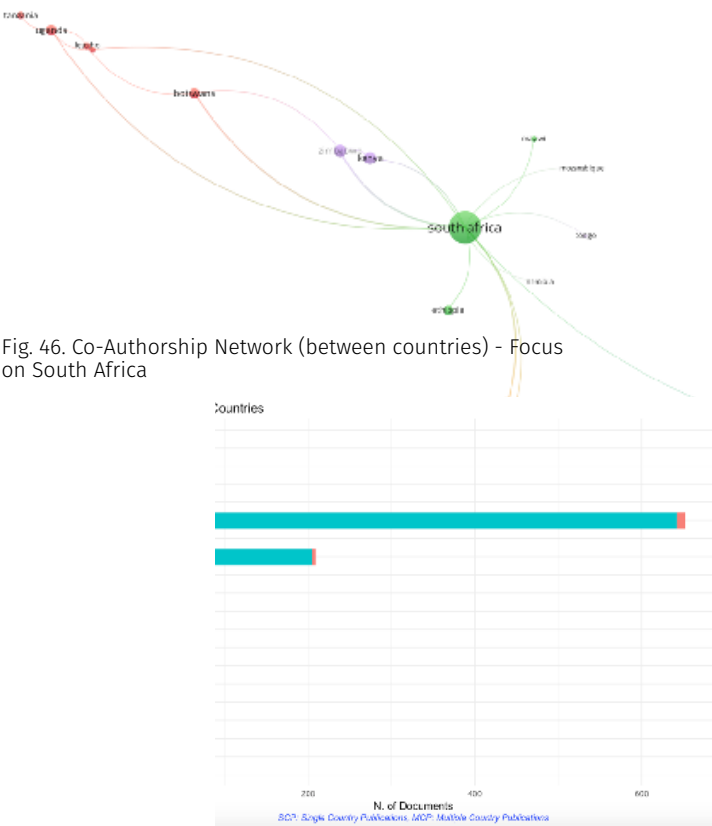


Fig. 46. Co-Authorship Network (between countries) - Focus on South Africa

Fig. 47. Co-Authorship Network (between countries) - Burkinaso and senegal

When we dug deeper into the country level collaboration network, the pattern of collaboration follow regional dimensions, with scholars from similar regional blocks (West Africa, South Africa, East Africa) collaborating together (See Figures 46 and 47 above).

CO-AUTHORSHIP (Institutions)

Below are the network maps of institutional and organisational collaborations (co-authorship) in the data frame. This is a map of the network using the institutional affiliations of the authors. Figures 48, 49, 50, 51 and 52 are selected network frames which show authors from the same institutions or from the institutions in the same country or region collaborating more.

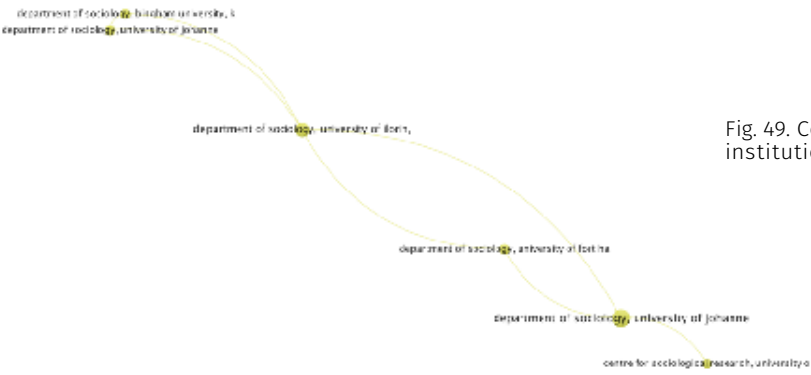


Fig. 48. Co-authorship/Collaboration Network between institutions



Fig. 49. Co-authorship/Collaboration Network between institutions

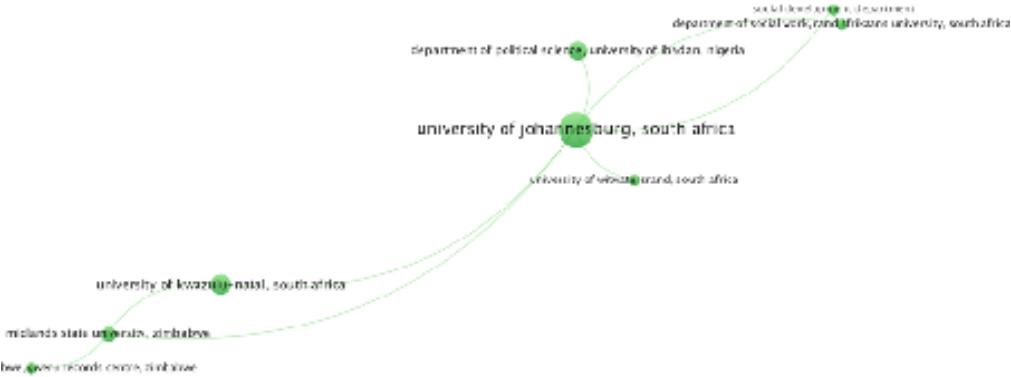


Fig. 50. Co-authorship/Collaboration Network between institutions



CO-AUTHORSHIP (Institutions)

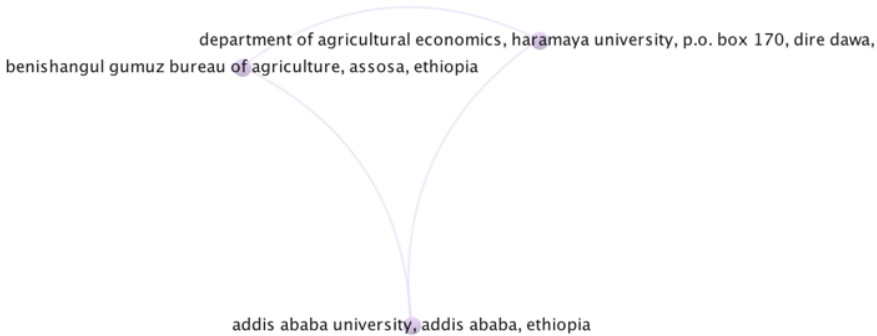


Fig. 51. Co-authorship/Collaboration Network between institutions




Fig. 52. Co-authorship/Collaboration Network between institutions

KEYWORD CO-OCCURRENCE

Authors use keywords to signpost their articles and also to help describe the focus of their works just like abstracts. Analysing or mapping the authors' keywords in the data frame can help understand or aggregate the themes in the collections. The co-occurrence of keywords is also another measure of semantic similarity; this is important to also identify the context of words usage across the network.

Fig. 53 is the general network of authors' keyword co-occurrences in the collection. Keywords were clustered in groups with the same colour. For instance, South Africa, apartheid, post-apartheid, xenophobia, race, refugees, memory are coloured green because these keywords feature extensively in works published around the themes (see Fig. 54). Nigeria, Niger delta, boko Haram, insurgency, and militancy are in the cyan coloured cluster.

African union is in close proximity with conflict resolution, SADC, AU, ECOWAS, humanitarian intervention, United Nations Security Council, security, conflict resolution, peace are in the same blue cluster (see Fig. 55)

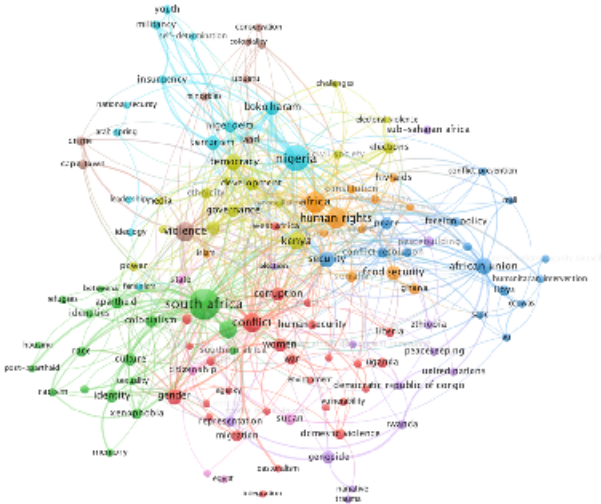


Fig. 53. Authors' Keywords Co-Occurrence Network

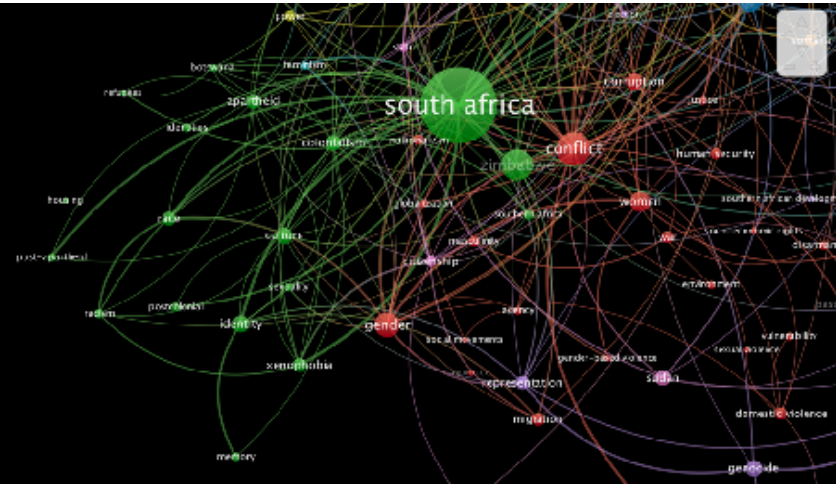


Fig. 54. Authors' Keywords Co-Occurrence Network (focus on South Africa)



KEYWORD

CO-OCCURRENCE

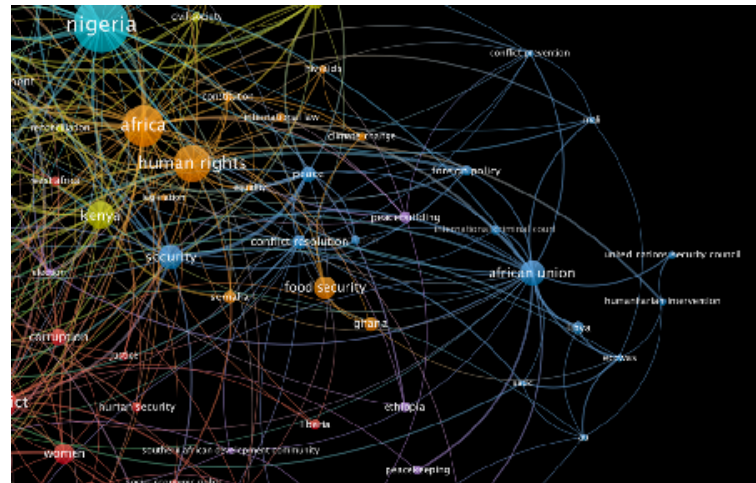


Fig. 55. Authors' Keywords Co-Occurrence Network (focus on African Union)

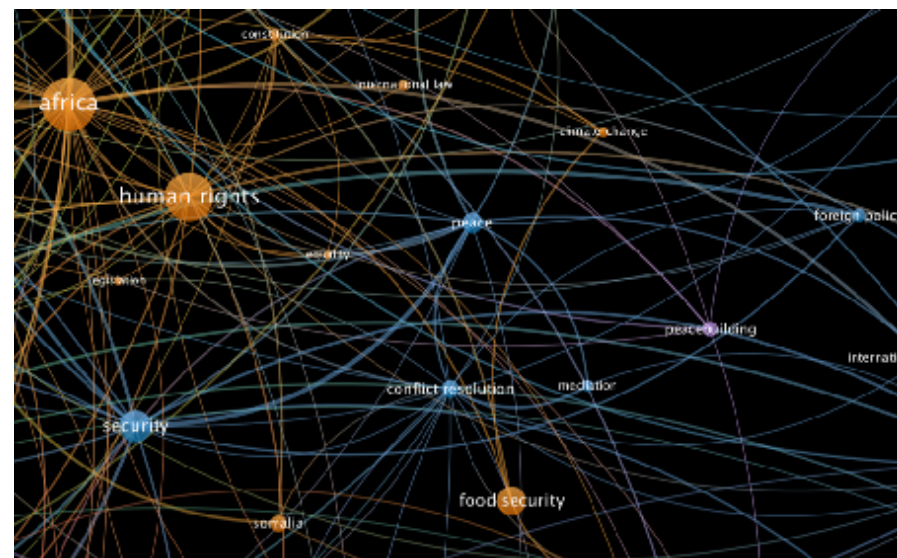


Fig. 56. Authors' Keywords Co-Occurrence Network (focus on Peace or/and security)

A further look into the network reveals keywords used in close proximities, for instance, when Peace or/and security is discussed, the close keywords use alongside the term are conflict resolution, mediation, peacebuilding, climate change, human rights (See Fig. 56 above).




Fig. 57. Authors' Keywords Co-Occurrence Network (focus on youth)

The keyword youth is in close proximity with insurgency, self-determination, and militancy (See Fig 57). Works on youth study the concepts in relations to these close keywords.



CO-WORD ANALYSIS: CONCEPTUAL MAP & KEYWORD CLUSTERS

Co-word Analysis is a technique for analysing the co-occurrences of key words, and to map and cluster terms from bibliographical meta data such as keywords, titles, or abstracts in order to identify relationships and emerging research trends in the studied fields. The analysis was carried out using dimensionality reduction techniques such as Multidimensional Scaling (MDS), Correspondence Analysis (CA) or Multiple Correspondence Analysis (MCA) to draw a conceptual structure map of the field and we also use K-means clustering to group together clusters of common concepts.³⁸ See Fig. 58 below for the result. Words are grouped together based on their homogeneity in the collection; the closer they are in the distribution, the more similar they are.

Words like Peace Keeping, Peace Process, War, Dispute Resolution, PAstroalism, Regional Security, Elite Politics, are grouped together in the Orange cluster with Africa, Uganda, Sudan and East Africa. These are co-word analysis can help to cluster documents because these words are used together and they can help build an effective conceptual structure map of the bibliographical data frame.

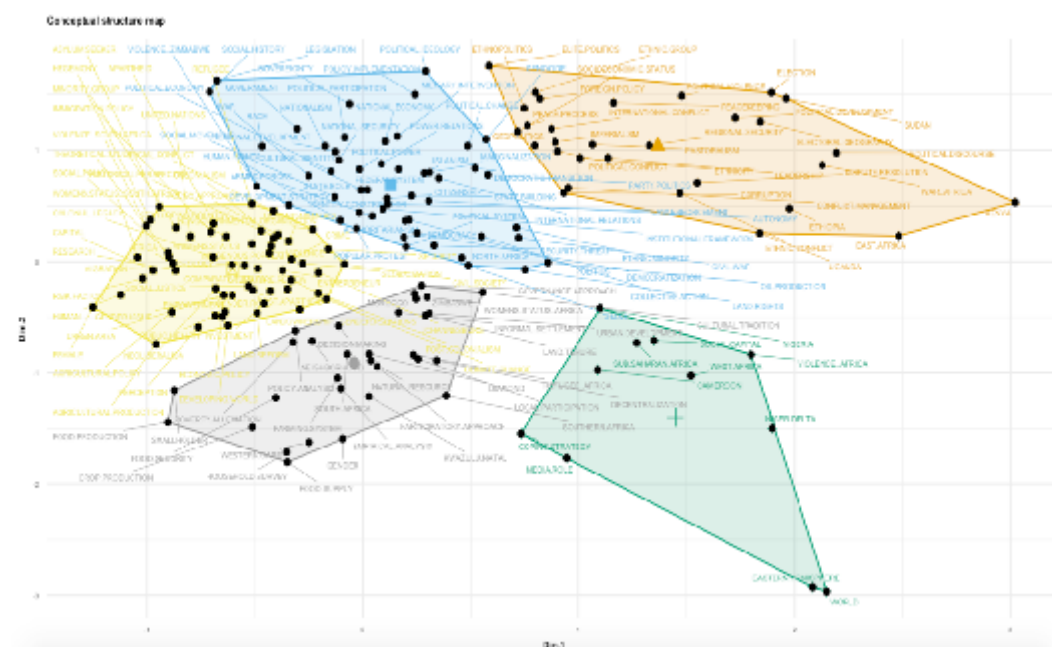


Fig. 58. Conceptual structure map

CONCLUSION

The networks and bibliographical and citation analyses presented in this study are meant to provide an overview of the academic articles published on the field of peace and security in the specified timeline. Several interesting issues emerged from the study which include the patterns of citations amongst authors on the continent, the gendered nature of article citations and the politics of knowledge production in general. These patterns, as revealed in Study 1 are predicated upon insitutional, country and professional network links of the authors. Institutions in the same regions tend to have co-authorship and citations. More scholars of peace and security studies on the continent should collaborate more across their immediate country or institutional affiliations.

The knowledge space on the field are dominated by publishers from the global north, institutions on the continent must produce more journals and make them accessible on the internet and across reputable bibliographical databases. African affiliated scholars must also adopt the practise of promoting their works on social media platforms, across news media and policy makers must also be encouraged to include studies produced by African based peace and studies scholars int their documents. Study 1 erves a primary purpose of providing a backdrop for Study 2. We intend to interrogate other document types and non-English language materials in our follow up study in the near future.



Study 2

Media Representation and Engagement of Experts on Topical Peace and Security Issues in Africa (1960-2018)

INTRODUCTION

This section is devoted to an examination of the coverage given to people, institutions and topical issues on peace and security in Africa. We consider it expedient to explore beyond the academic materials and databases for a comprehensive treatment of the state of peace and security studies in Africa. Central to the approach used for information gathering in this section is a mixed-methods of content analysis.

A mixed-methods of content analysis uses both quantitative and qualitative meta-data in communication content for a dichotomous perspective to the interpretation of textual material. As a stand-alone approach, qualitative content analysis focuses exclusively on the subjective interpretation of communication content.

Quantitative content analysis, on the other hand, represents a communication science research method which is essential for fully understanding how a people are affected by the content of the media through logical analysis of communication content. Qualitative content analysis, as proposed by Riffe, Lacy and Fico, is a systematic assignment of communication content to categories according to rules, and the analysis of relationships involving those categories using statistical method.

Deploying both qualitative and quantitative content analysis at the same time allows researchers to systematically gather information that helps illuminate context, patterns and trends in communication content reliably and validly. It is only through the balanced approach of a mixed-methods content analysis that a researcher gains a complete insight into communication content for in-depth interpretations, causes or predict content effects.

It is on this account that we employed this approach in the analyses of news articles published on the peace and security issues in Africa.

Going by the findings in Study 1, we can authoritatively state that content analysis – in its variegated purpose, focus, techniques employed and scientific rigour of its application – have not been as popular as the idealism, reductionist view and the interpretive flexibility of the epistemological tradition of peace and security studies in Africa.

Current efforts have seen the traditional research boundaries, being shifted and new methodological frontiers being explored whilst problematizing peace and security studies. We are fascinated by the affordance of the content analytic approach in evaluating the social impact of academic research and researchers in Africa through an exploration of media representations and portrayals of news personalities/actors framed in the news as ‘experts’ on peace and security as well as what constitute the dominant issues on the subject.

The findings represent yet another effort at assessing the contributory role of peace and security research with a view to locate areas of disconnect and bridge the gap between academia and the world of policy and practice.

Study 2

BACKGROUND AND RATIONALE

Content analysis as a method of enquiry cannot help find if and how specific content influences the public’s understanding and behaviours (as these aspects are best tested through psychographic studies and experimentation). However, content analysis can help to uncover how a subject of interest such as sources, actors, and issues on peace and security in the African setting are articulated and constructed in the media through an evaluation of coverage meted on the subject in news media.

Research effort like this is therefore essential, not as a replacement to how researchers in the field of peace and security conduct their research, but to provide further proof of how approaches from the allied disciplines of social sciences such as media studies/psychology can benefit knowledge production and knowledge-building through inter-disciplinary research approach. Thus, an exercise in this direction and of this magnitude holds the possibility of empirically advancing the cause and maintaining public understanding of critical developmental issues pertaining to peace and security in Africa.

Given this background, we conducted a comprehensive content analysis with the aim of assessing coverage of news personalities as subject experts in peace and security. Several African-based news publications and those from other parts of the world were scoured on an electronic database for periodical and serial publications.

The initial search query was “peace and security”. Instances of people given prominence in the different national, continental and web-based news sources that emerged, all published in English as periodicals, were explored for insights.

Our approach to media representations involves systematically unravelling how news sources give prominence to named and spoken personalities (actors) in the news and how these actors – with or without institutional affiliations, local or international – engage with and reflect in issues of peace and security in the African context. Finding differences in representations through content analysis can help ascertain the extent to which news actors from variegated backgrounds are constructed and presented as experts on peace and security in Africa.

Media representations, though are largely dis-countenanced, holds the possibility of presenting a background to our social lives; shaping our individual and collective imaginations as we come in contact with mass mediated messages in the form of news. Thoughts and understanding of people, life and situations are fed on the representations circulating in the media. With media functioning as a social mirror, what we know about people and life issues are dependent on how the media present and represent the subject and issue.

OBJECTIVES

- To determine the degree of involvement of Africans and African-based institutions in peace and security
- To assess the capacity and context in which non-African actors in the news are involved in peace and security issues in Africa
- To evaluate how news media frame and construct academics and non-academics as experts on peace and security
- To determine the place of copious academic experts in Study 1 in the news

This media representations research is meant to uncover news personalities or actors, operationalised in this study as ‘experts’ and possibly treated as such in the articles. Individuals are hardly mentioned in news without some degree of social description, official introduction, national and institutional affiliations. Theses mentions often come as attributions and appear in the news as direct or indirect reference to the official or social place to which an individual as source of news belongs. Apart from serving as a status conferrer, media representations and portrayal play a legitimising role on individuals provided they are favourably presented and represented in the media.

We are interested in exploring the framing of academic actors as experts on peace and security along with other news personalities from non-academic, non-state and government (domestic and international) backgrounds. The goal is to determine the extent to which African academics and researchers are presented as experts on peace and security issues. This approach provides an evidence-based perspective to the ongoing debate about the lopsided representations of academics from the social sciences in the news, except for psychology. In the next part, we present the detailed methodological approach for conducting this research.

RESEARCH QUESTIONS

- What proportions of African-based news media are publishing on peace and security?
- How have news media framed news actors as ‘experts’ on the subject of peace and security?
- To what extent do academics and researchers feature as experts in the articles on peace and security in Africa?
- What are the dominant topical issues on peace and security in Africa?
- To what extent do emergent experts in the news differ from the prolific academic experts revealed in Study 1?



Study 2

METHODOLOGY

Content analysis comes in different forms with focus, techniques and approach different from one research to another and across fields of interest. In mass communication research for example, some scholars approach communication content from perspectives associated with the humanities (such as literature or art), several others employed a social science approach based in empiricism. What this means is that researchers are able to problematize using scholarly literature or as witnessed in mediated communication.

Consequently, researchers are able to identify underlining concepts that are involved or propose possible explanations or relationships among concepts. Implausible explanations are discarded and viable ones are empirically tested, with theoretical concepts now measured in concrete observable terms. In content analysis, explanations for problems or research questions are sought and derived from direct and objective observation and measurement rather than through a researcher’s intuitive interpretation or conviction.

This scientific procedure of content analysis is adhered to in this research. The method involved both qualitative and quantitative exploration of manifest content/categories, using statistical procedures to locate associations or relationships between the manifests categorical and continuous variables. While deploying qualitative content analysis, we are not oblivious of the deterministic perspective of this type of content analysis as a scientific approach.

The deterministic notion here is observable in the assumption that media messages are a silver bullet to which audiences react as intended. The idea that media messages shape audience interpretation and worldview, as inferred in content analysis of this nature, has its counter assumption in the limited effect tradition.^{39 40}

Nevertheless, we are certain, as also indicated in numerous reports on media effects, that certain interpretations of the world and social meaning-making by members of the public extends from their use or exposure to media content such as articles chosen on the basis of their existing attitudes, beliefs, values and social affiliations.

PROCEDURES

As characterised by this type of research, we explored the search terms derived from the topic and subject of interest in LexisNexis, a database for periodicals founded in 1970 and currently owned by Reed Elsevier, the Anglo-Dutch publishing company. The initial search terms as earlier mentioned were “peace and security.” The search generated 505 news entries with the search restricted to Africa alone. From this initial search results we were able to randomly explore the dataset for insights that led to the construction of our subject categories.

The search terms were later refined and expanded based on the initial exploration to include: Peace OR security OR peacebuilding OR peacemaking OR terror* OR militia OR militar* OR conflict OR crisis OR war OR defence OR extremism. The new search results generated 304 news entries published by news media organisations based in Africa and other continents. The search results with 304 news entries were further filtered to exclude repetitions and non-English entries. The final search results contained news entries from publications coming from all over the continent.

After conducting the similarity analysis and exclusion and narrowing articles searched to Africa, 236 news entries emerged for the expanded search query with BOOLEAN operator and wildcard. The manifest categories were refined and grouped bearing in mind that these categories must be exhaustive in their listing of sub-categories and mutually exclusive to one another.

Taken together, the two sets of results yielded a total of 741 news entries that were eventually considered for the analysis. These entries were saved into three document files each having 1-500 articles, 501-505 and 236 articles respectively (see Appendix). The first 20 entries from these independent search results were briefly explored for insights into the types of publication sources, categories of news actors, institutional affiliations of news actors and finally, the issues being covered in relation to peace and security in Africa.

This initial exploration into the dataset was used to prepare the coding scheme. The mixed-methods approach, therefore, followed the following steps: designing a coding scheme; coding manifest content using the coding scheme, establishing the reliability of the data collected, excluding unreliable data, entering the data into the spreadsheet, analysing the quantitative data, identifying aspects of manifest content to examine further using the qualitative analysis, and finally performing thematic analysis of the dominant issues recorded in manifest content.

Constructing the coding scheme required randomly selecting 20 articles from the dataset and recording potential subject categories relevant to the topic as they emerged. At the point where the articles failed to yield new categories, it was deemed fit to have reached saturation. The categories of interest were grouped into three broad subject categories:

- What are the dominant publication source of peace and security news and where are they based?
- Who are the actors framed as experts in the news and what are their institutional affiliations – are they academics, political, diplomat or military experts?
- What are the dominant issues mentioned in the news?



Given these questions, three broad subject categories emerged from the unit of analysis. These are:

- Publication type and location
- Actors’ representations and framing as experts
- Type of topical issues mentioned.

The final coding scheme was made to accommodate these categories and their subcategories. Quantitative and qualitative data were collected from the sample dataset and entered into SPSS spreadsheet and NVivo.

Statistical procedure comprised: descriptive analysis and tests of association. Following quantitative analysis, the subject categories on issues was deemed noteworthy and suitable for qualitative analysis after coding. Excerpts from the articles were used to provide justification and contextualise the main findings in the subcategories on peace and security issues in Africa. NVivo Pro was used for the key term frequency analysis of headlines, publication name, publication location, expert names, and institution names.

RESULTS

Quantitative Findings

The scope of search was intended to cover articles published between 1960 and 2018 (the first quarter). However, NexisLexisTM database only yielded articles that were published on this subject between 2000 and 2018. Only these articles (n=740) were sampled for this study. These news articles were published in Africa (domestic) and elsewhere in the world (international) and from three (3) news publication sources: mainstream (daily newspapers), online/web publication, and wire service (newswire). Findings show that of these articles, 180 (24.3%) were published in countries’ newspapers, 140 (16.9%) as web publication, and 420 (56.8%) as newswire, including press releases and newsletters.

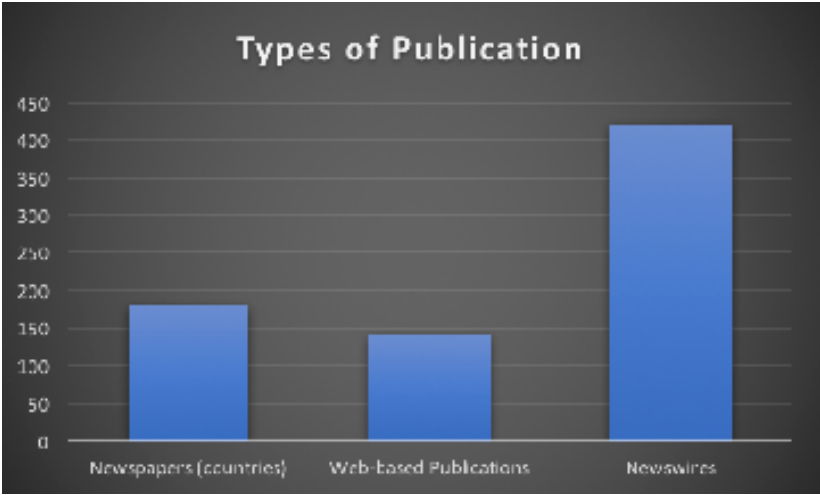


Fig. 59. Types of Publication

A significant number of articles which emanated from newswire services were also published with some modifications in some of the countries newspapers. Most articles were published in Africa in the category of domestic news media (n=520, 70.3%) while 220 (29.7%) foreign-based international news outlets. Majority of these articles were published as hard news 500 (67.6%) and newsletter 130 (17.6%). Speeches 40 (5.4%), feature 20 (2.7%) and other subcategories of news articles such as press releases and opinion columns were equally marginally represented 50 (6.8%). No editorial report on peace and security was found in the entire sample.

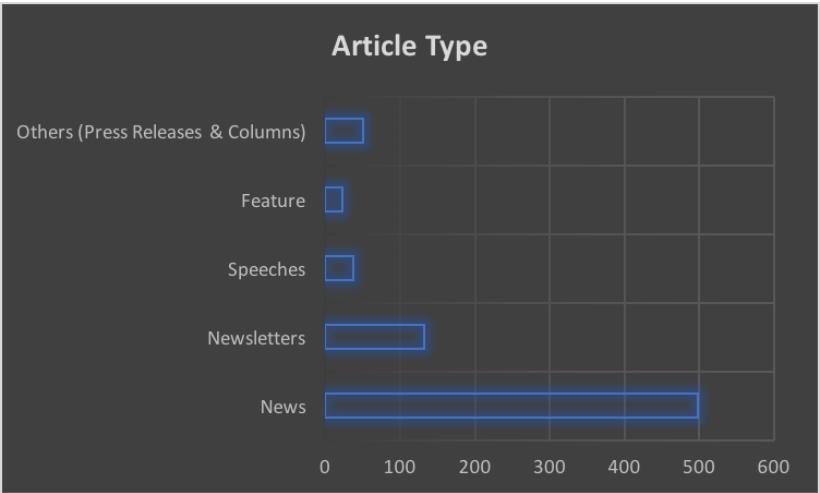


Fig. 60. Article Type

Actors as Experts: Academics and Researchers at a Cross-road

News personalities in this study were operationalised as human actors. Actors, as they are referred in this study, are individuals who are mentioned in the news items – the unit of analysis – and who operates in one official capacity or the other and is affiliated to an institution based in Africa or elsewhere in the world. It was almost impossible to see an actor mentioned in the articles without any institutional affiliation.

A significant number of articles which emanated from newswire services were also published with some modifications in some of the countries newspapers. Most articles were published in Africa in the category of domestic news media (n=520, 70.3%) while 220 (29.7%) foreign-based international news outlets. Majority of these articles were published as hard news 500 (67.6%) and newsletter 130 (17.6%). Speeches 40 (5.4%), feature 20 (2.7%) and other subcategories of news articles such as press releases and opinion columns were equally marginally represented 50 (6.8%). No editorial report on peace and security was found in the entire sample.

In most cases, actors functioned in official capacities 510 (68.9%) as members of institutions performing peace and security roles at the national, regional, continental and global levels. However, state institutions and non-governmental institutions were found in some cases to operate as newsworthy institutions without any direct reference to humans holding official roles:180 or 24.3%). Findings also show that African-based actors in other institutions reported as Centres but not without university affiliations were predominantly represented in the articles: 330 (44.6%). In addition, African Union also appeared significantly in the news: 210 (28.4%) in connection with issues of peace and security in Africa. It is noteworthy to see some spikes in the data that indicate the significance of Asian interest in Africa’s peace and security affairs. Thirty (30) articles, representing 4.1% of the entire (n=741) articles emerged from the People’s Republic of China alone; all reported via the newswire and published in several national newspapers across the regions.



African and Asian actors appeared together in the news significantly (n=40, 5.4%), an indication of the fast-developing Sino-Africa relations that were consistently captured in the news. The percentage representations of China in the articles rivalled those of the European and United States actors (1.4%, in both cases) – the natural allies of Africa on peace and security. This notwithstanding, African and European appeared more consistently together in the news on peace and security in Africa over and above any other nationalities including the United States (n=20, 2.7%), Australia (also 1.4%) and even the United Nations (1.4%) as the apex Body leading the global struggle in peace and security.

Framing and Construction of Actors as Experts in Peace and Security

In other to assess the framing of actors as ‘experts’ in the articles, we explored five (5) distinct interpretations of human actors in official capacities referenced as experts in the news, these are: (1) academic experts, (2) political experts (3) diplomatic experts (4) military and paramilitary experts, and other ambiguous indexical of human actors in the sampled articles. For clarity and appropriate signification, these broad categories were further broken down into 15 specific subcategories which ultimately reflected how actors were represented and framed in the articles as experts. Two (2) different framing approach were evident in the construction of actors as experts in the sampled articles. On the one hand, actors were directly framed as expert and, on the hand, actors were indirectly framed as experts.

“I will ask people more expert than I...” – Madeline Albright Former US Secretary of State

Our operational construction of these dichotomies is that: actors are ‘directly’ framed as experts only when they are explicitly referred to in the news as experts. News writers would have to make a direct reference to the actor as expert, e.g.:

“On his part, the EAC Secretariat **Peace and Security** Expert Leonard Onyonyi challenged the partner states to increase funding for **peace and security.**” – **The Observer**, November 22, 2013

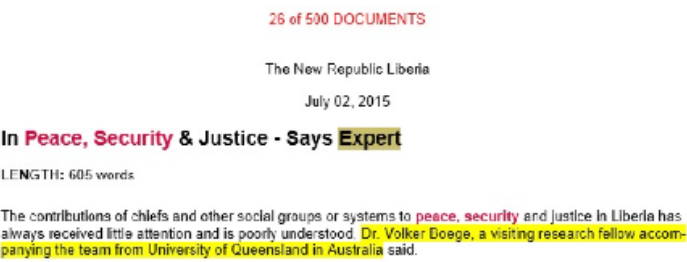


Fig. 61. Article Extract

Actors are considered to be indirectly framed as experts when references to the actors are implicit and can only be inferred from the news writers’ construction, e.g.:

This was pointed out by Gen. Patrick Nyamvumba, the Chief of Defence Staff, on Friday at the end of a three-day joint session of experts who met in Kigali to, among others; consider accession procedures for the mutual defence, **peace and security** pacts of countries in the initiative. – **Africa News** (also published by The New Times (Kigali)) January 17, 2016

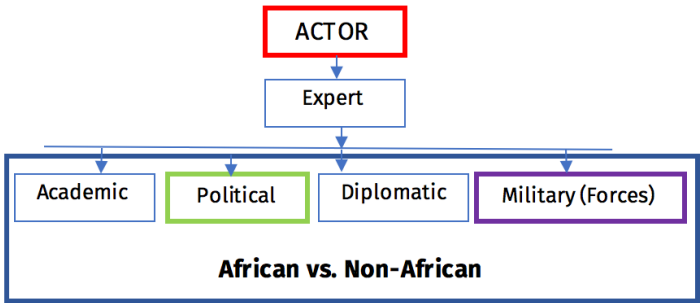


Fig. 54. Subject category and subcategory construction for actor to expert

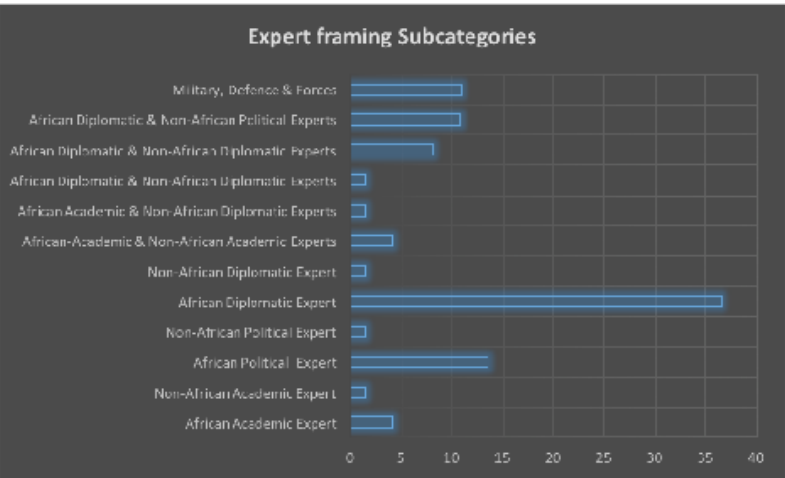


Fig. 62. Chart showing percentage distribution of subcategories of expert framing

Of all the 15 derivatives of expert (subcategories), ‘African diplomats’ were predominantly framed as experts on peace and security, 270 (36.5%). They were more directly constructed as such in the news than in any other expert categories/subcategories. A deeper insight into this construction is presented as a part of the qualitative findings. ‘African politicians’ were also significantly portrayed as experts, 100 (13.5%) as they were referenced directly and indirectly in the news on peace and security.

Academic Africans are less constructed as experts on peace and security issues than the duo of politicians and diplomats. This is a troubling finding that needs urgent action in order to bridge the gap between theory and practice with regards to peace and security in Africa. In addition, African and non-African diplomats (n=60, 8.1%) were also presented in the news as experts more often than African academic experts 30 (4.1%) and non-African academic experts 10 (1.4%).

African diplomats and African politicians 50 (6.8%) were also jointly portrayed as experts when they appeared together in the news, and so were African diplomats in their association with non-African politicians 80 (10.8%). Military, police force and staff of defence ministries equally enjoyed the status of experts with some degree of representation in the analysis (4.1%).




Fig. 56. Showing subcategories of experts’ institutional affiliations

We also evaluated the prominent institutional affiliations of experts domiciled in Africa and elsewhere with aim of uncovering the institutions that conferred expert status on actors as interpreted by journalists (news writers) and as seen in the sampled articles on peace and security in Africa. Top on the list of institutional affiliations of experts was African inter-governmental institution such as the African Union (n=340, 45.9%).

African government institutions in the likes of ministries (foreign affairs), office of the president, office of First Lady, and embassies also evolved in the articles as institutional domains of peace and security experts (n=110, 14.9%). The collaborations of some African government institutions with foreign governments, more evidently in Europe (Denmark, Germany, United Kingdom, France, and Finland), and in Asia with China, afforded government institutions in bilateral peace and security talks and their emergence as experts in the news.

African and non-African governmental institutions 110 (14.9%) also emerged as peace and security expert conferment domains. African universities, degree awarding higher institutions and research centres such as the Kofi Annan International Peacekeeping Training Centre were relatively presented as peace and security experts' site 40 (5.4%). African non-academic institution in the likes of Bodies and non-governmental organisations were less presented as sites of experts.

We proceeded in the analysis to examine various issues that were covered in the news articles under peace and security. Four (5) different themes emerged after critically examining each of the news articles. These themes are: (1) Peace Relations (2) Threats to Peace and Security (3) Gender (4) Trade and Investment and (5) Funding. Each of these issues has separate subcategories that catered for adequate placement and representation of the micro-issues.

Findings show that of all the categories itemised above, peace relations was the dominant theme peculiar to nearly all the news items. This predominance manifested in the share size of news articles under peace relations which were centred on meetings, conferences, workshops, summits, symposiums.

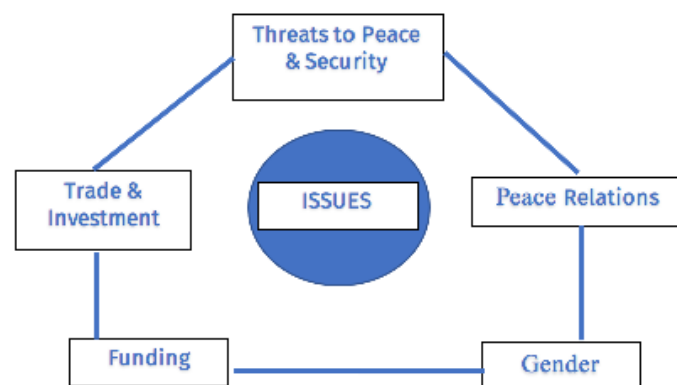


Fig. 63. Pentagonal representation of issues in peace and security news

Of the 12 subcategories designed to adequately capture the coverage meted on peace relations issues, the subcategory that reflected 'peace and security as discussed in numerous 'high-level' meetings, conferences, and summits et' 280 (37.8%) emerged as the most prominent sub-issue.

Next on the list of findings with regard to what constitute the dominant sub-issues in the news were discussions which centred on Africa's peace and security framework/ architecture, with (n=130, 17.6%) representation news articles found in this category. Closely sharing the dominant spot was the near constant mention of regional peace and security framework/ architecture, with 120 articles making 16.2% representation.

A number of the references focused on the East African Economic Community (EAC) and the activities of the East African Legislative Assembly (EALA). Articles with 'national peace framework/architecture' –working at the country level – were marginal, 30 (4.1%). Articles with peacebuilding, peacemaking and conflict resolution in their headlines and body were somewhat prominent with 9.5% representation. A number of articles, 20 (2.7%) also featured news on capacity building for African journalists, under the NetPeace program, so that they can be better positioned to report African Union's peace relations drive.

Only ten (10) representing 1.4 % of the sampled articles featured stories about ambassadorial appointments, felicitations on nomination to a committee and UN expert groups.

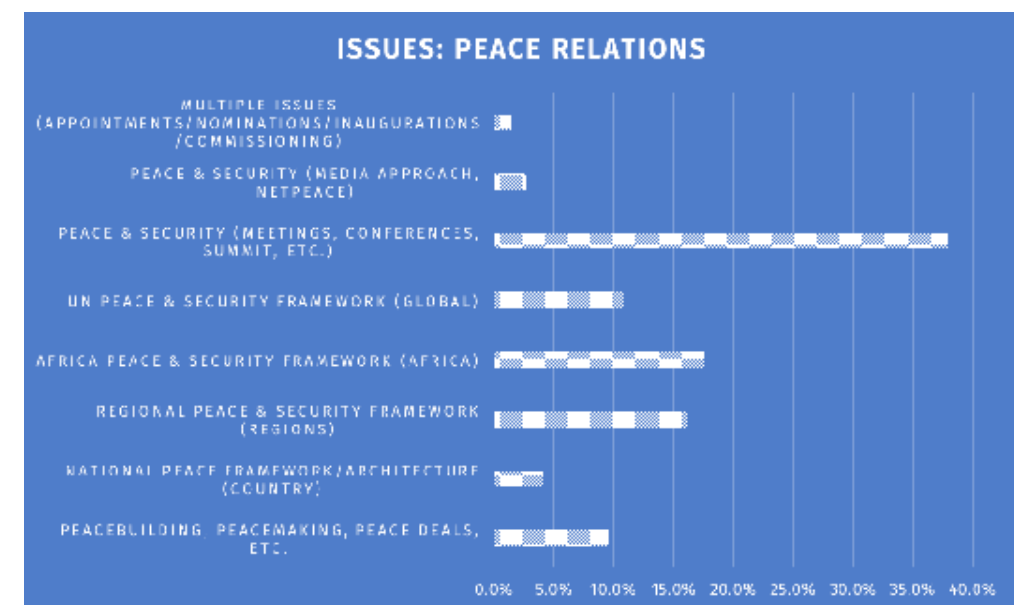


Fig. 64. Chart showing the proportion of sub-issues coded under 'peace relations'

Threats to Peace and Security featured 15 subcategories which included arms and proliferation, violent extremism, transnational organised crime, drug and human trafficking, poaching, land grabbing, illicit financial flow (also known as money laundering), coup and civil uprising, cattle-rustling, election crisis, herdsman, environmental threats, cybercrime, and a combination of these threats. With regard to these issues, the dominant news here featured a combination of threats ranging from violent extremism, arms proliferation, environmental insecurity and election crisis in some African countries, with 13.5% of the sampled articles reflecting a combination of these threats.

Apart from southern Africa, articles on threats to peace and security reflected happenings in East and Central Africa, with the DRC, Kenya, Ethiopia and Sudan. EAC and the East African Legislative Assembly were prominent in the news. In the West African region, news from Ghana, Nigeria and Liberia featured discussions on threats pertaining to Boko Haram insurgent and peacebuilding efforts in Liberia and Sierra Leone. A couple of news articles emanating from Ghana for instance presented activities of the Kofi Annan International Peacekeeping Training Centre (KAIPTC).

Gender also featured in the news articles as issues about women's inclusion in peacebuilding and the United Nations' Resolution 1325 mainstreamed in the African media. Issues on gender were discussed more at the country level, representing 2.7% of the entire articles sampled. Equal representations, 1.4% of the sampled articles respectively were recorded in the articles that featured gender issues at the regional (East Africa), African (AU's activities regarding gender) and global (UN's contributions through UN Women and other gender mainstreaming) activities.

Funding: The issue of funding also featured to some extent in the news. Articles on aid and support for the AU in respect of enhancing its peace and Security Council emerged prominently in the news, with 12.2% representation. With the AU recognising the need to self-fund its peace and security activities and articles which focused on AU's PSC plea to African head of governments to increase their supports also received some mentions in the news (4.1%).

Foreign donors from Asia, European countries like Germany, Finland and Denmark were mentioned consistently in connection with AU’s Peace and Security Council’s activities such as the handover of US\$30 million peace and security complex built for the African Union (AU), part of an overall assistance portfolio amounting to approximately 100 million euro for projects between Germany and the AU; agreement efforts with an Africa state or in meetings or summit with the AU. The significance of Germany aiding the AU and relating directly with the Body in peace and security in Africa rather than the EU as a bloc needs to be highlighted. An insight into the reason behind the funding was reported in the one of the articles: the African Union is Germany’s most important partner in the area of peace and security in Africa whilst quoting the German diplomats:

“Within the framework of the German Presidency of G8 in 2007, the German Federal Government had agreed to finance a programme supporting the enhancement of African capacities in the area of peace and security.”

“We live in a world where security, stability and prosperity are interlinked between continents and cultures. A politically and socially stable and prosperous Africa is in the joint interest of all of us. We share this overarching joint vision.” **African Press Organization**, February 14, 2011 (Newswire)

Other supports from European countries that reflected in the news to buttress the significance of funding as one of the prominent themes in the unit of analysis included capacity building through conference funding and workshops or through academic exchange programmes like the one between the Institute for Peace and Security Studies (IPSS), Addis Ababa University and Global and European Studies Institute, Leipzig University of Germany:

The Governments of Germany, Finland and United Kingdom of Great Britain are supporting the UN Women Regional Office to support Member-State engagement and commitment on women, peace and security (WPS). To this end, UN Women is partnering with regional partners to monitor action on WPS, to support national structures and capacities on this agenda, and to take forward regional commitments made on women, peace and security - including as it relates to the prevention of violent extremism.

Tenders Monitor Africa-Asia, February 12, 2018 (Newspaper)

Qualitative Findings

Qualitative exploration of the sampled articles was carried out to further enrich our understanding of the media representations and engagements of experts on peace and security issues in Africa. We took a closer look at the headlines and various other variables such as specific names of actors mentioned as thought leaders or, by ‘pragmatic implicature’, as experts. We are also interested in examining the institutional affiliations, officialdom, as well as the country locations of the publishers of articles on the subject.

NVivo was used to execute the terms frequency count of textual data that were gathered during the coding. Of note in this aspect is our exploratory content analytic approach through which the framing and construction of actors as experts in the news were conducted following a lexico-semantic analysis of the sample extracts. In the first instance, keyword analysis was conducted to find the most recurring words in the list of articles (n=740) spanning eighteen years (2000 – 2018 [March, 30]) of reportage on peace and security issues in Africa.

Findings showed 50 most prevalent words in the headlines, the top three (3) of which are: ‘peace,’ ‘security,’ and ‘african.’ This finding underlines the exactness of our search query and the appropriateness of the articles chosen as unit of analysis.



Fig. 65. Word-cloud showing the result of keyword parsing of the headlines

The array of words in Fig. 65 in a way buttresses the findings from the quantitative study. For instance, ‘china’ is here represented as another pointer to the growing interest of the Chinese government in peace and security issues in Africa. ‘Meeting’ which is another word on the list supports our finding on the preponderance of meetings, (or conferences, summits, workshops, and seminars) in contextualising thought leaders and academics on peace and security issues in Africa. Also, ‘expert’ is flagged in the word-cloud as a contextually relevant expression that underscores our location of experts and expert categories and how they were framed in the news. It suffices to add that AU and UN as principal institutional actors could not appear in the analysis just because the parsing restricted the term frequency analysis to 3-letter-words alone.

African Union (AU) and United Nations (UN) were oft-quoted lexemes in the headlines. Analysis of the keywords was extended to find the most recurring names and institutional affiliations, given that these data were coded each time they occurred in every unit of analysis. Table 1 below present the 10 most predominant names of news personalities (thought leaders) and their institutional affiliations as mentioned in the news:



Table 27: 10 most predominant names of news personalities in peace and security news reports

S/N	Name	Institutional Affiliation
1.	H.E. Smail Chergui	Commissioner for Peace and Security
2.	Yemi Osinbajo	Acting Nigerian President/Vice President, Nigeria
3.	Jean Ping	The Chairperson of the Commission of the African Union
4.	H.E. Hailemariam Desalegn	Prime Minister of Ethiopia
5.	Ambassador Lamamra Ramtane	AU Commissioner for peace and Security
6.	Dr Nkosazana Dlamini Zuma	Chairperson of the African Union Commission
7.	Mr. Charles Njoroge	East African Community (EAC) Deputy Secretary General in charge of Political Federation
8.	President Muhammadu Buhari	President, Federal Republic of Nigeria
9.	Mrs. Lieselore Cyrus	German Ambassador to Ethiopia and to the AU
10.	Erastus Mwencha	Secretary-General of the Common Market for Eastern and Southern Africa (COMESA) / Deputy Chairperson, African Union Commission



Fig. 66. Showing the dominant news personalities (actors) in peace and security reports

“Peace and security are no longer the purview of one profession or organ.” – Isaac Mwangi, **Tanzania Daily News**, May 25, 2014

We reported earlier in this section that ‘African diplomats’ were predominantly framed as experts on peace and security, 270 (36.5%) and that they were more directly constructed as experts in the news than any other categories/subcategories of expert. We explored this dimension further using the strength of the qualitative content analysis, aided by the use of NVivo software. Instances of where actors (news personalities) were directly and indirectly framed as experts were mapped out from the articles and a sample of the findings is presented below:

Table 28: Examples from the articles indicating the framing and construction of experts

S/N	Type of Actor to Expert	Type of Framing	Example	Reference
1	Military as experts	Direct	The meeting is attended by experts from military, police, security, prisons/correctional services, judicial and legal sectors coordinated by the EAC Secretariat	African Press Organization, June 8, 2012
2	Academics as experts	Indirect	The Workshop, which brought together representatives from the RECs/RMs, CSOs, and experts working in the field of Gender, Peace and Security in Africa	African Union, December 11, 2014
3	Academic as experts	Direct	Although the other partner states have initiated the process, they still have to contend with the long ratification processes as prescribed by their laws," the security expert said	The East African, January 18, 2014
4	Academics as experts	Indirect	Vice President Kwesi Amissah-Arthur has called on conflict and security experts in Africa to use their skill to make a change by helping to improve the lives and dignity of the people.	Ghana News Agency (GNA), July 22, 2015



S/N	Type of Actor to Expert	Type of Framing	Example	Reference
5.	Diplomats as experts	Direct	"The task before us as the committee of experts of the AU Peace and Security Council, is ensuring that we are more efficient in executing the council's mandate.	Africa News, December 13, 2017
6.	Diplomats as experts	Direct	Mr. Charles Mwaura, an expert on Early Warning System with the AU, said it was not true that African leaders were closing their eyes to the happenings in Zimbabwe.	Africa News, May 22, 2008
7.	Diplomats as experts	Indirect	...about 150 peace and security experts, civil society, religious leaders, ministers, Non-governmental organisations, politicians, youth, women, media, relevant EAC	East African Community, October 30, 2013
8.	Diplomats as experts	Direct	EAC security experts review regional strategy to address emerging challenges	African Press Organization, June 8, 2012 Friday
9.	Politicians as experts	Direct	Experts [IGAD ministers] from South Sudan, Kenya, Uganda and Ethiopia will meet before the ministers to identify areas of future cooperation on peace and security among the four countries.	Sudan Tribune, October 07, 2013

S/N	Type of Actor to Expert	Type of Framing	Example	Reference
10.	Diplomats as experts	Direct	The EAC Secretariat Peace and Security Expert Leonard Onyonyi challenged the partner states to increase funding for peace and security.	The Observer, November 22, 2013
11.	Implicit: Diplomats, Politicians and Military as experts	Inirect	...researchers, academicians and experts discussed ways to improve governance, peace and security, and exchanged views on China's non-interference policy, its role in regional integration and peace-building, and China's contribution to Africa's economic and social development.	Xinhua General News Service, October 12, 2012

The framing of academics as experts, directly or indirectly was investigated in the articles. Findings show that academic were directly and indirectly framed as experts when they appeared in the company of diplomatic actors and recognised by diplomatic institutions. Academics who were affiliated or commissioned to work on gender, peace and security projects by the African Union, East African Community, East African Legislative Assembly, Western Africa and Central Africa non-governmental organisations, institutes and centres, including the United Nations, were more directly conceived and framed by journalists as experts than academics who played roles with the political actors. Without official institutional affiliations, platforms and recognition of diplomatic actors, academics or researchers were less likely to be conceived, framed and constructed as experts. These findings emerged after querying all the references to ‘academics’, ‘researchers’, ‘centres’, ‘institutes’, and ‘universit*’ (*wildcard to include –ty/ties) in the dataset. For instance, academics who were given role to play by the African Union, the United Nations, regional non-governmental organisations were directly and indirectly framed and constructed in the news as experts. Direct referents such as: ‘expert group,’ ‘according to experts’, ‘international relations and security expert’, ‘strategic experts’, ‘think tanks’, all emerged consistently in journalists’ attempt at framing and constructing academics as experts. For instance,

“Vogt moved to New York in 1995 to head the Africa Programme of the International **Peace** Institute (IPI), a think-tank that works closely with, and on, the United Nations (UN). In this role for more than three years, she led the team of experts that crafted a **security** mechanism for the Organisation of African Unity (OAU) - now the African Union (AU) - which subsequently sought to manage **conflicts** across the continent.”



It is evident that journalists followed the ‘political logic’ of diplomats and highly revered non-governmental institutions like the United Nations and the African Union in the framing of academics and researchers as experts. Journalists are known to follow a tele-guided routine in their news production. They choose their news sources from the same pool of previously used and very well known ‘authorities.’ Like politicians, diplomats and their institutions are readily interpreted as the first order of experts on regional and continental-wide peace and security issues. As seen from the quantitative findings, the military and para-military forces as stakeholders in peace and security issues were more relevant at the country level. And in what seems like an extension of authority, when diplomats and their highly placed organisations nominate, appoint, inaugurate or constitute a ‘committee of experts,’ or ‘team of experts’ or ‘thematic experts,’ ‘expert advisory group,’ or ‘advisory group of experts’ as the case may be, journalists routinely construct academic members of the group as presented. And because journalists gained access to the diplomatic sources and information through press releases, it is routinely impossible for journalists to re-construct the frame and position of authority conferred on academics and researchers in the press releases and news bulletins. Hence, the site of expert production is, after all, not only in the newsrooms; it’s a combination of effects. When journalists contact sources, a ‘Matthew effect’⁴¹ comes into play: sources who have been used extensively in the past are simply used again.

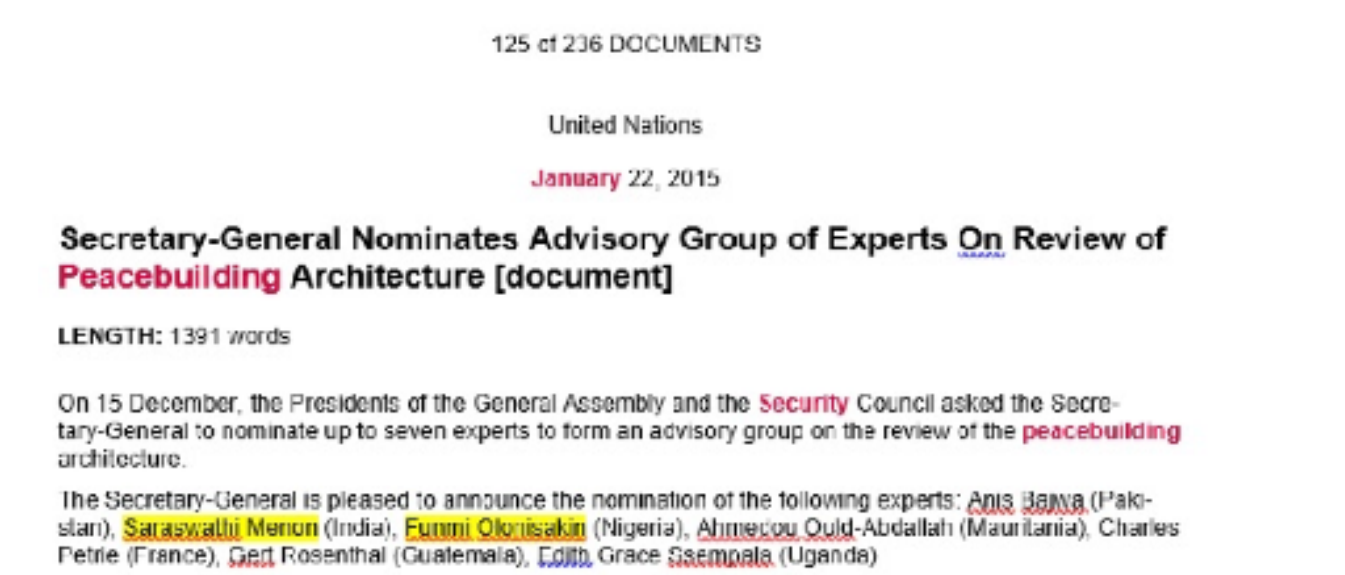


Fig. 67. Screenshot of a press release emanating from the UN as reported in one of the sampled articles.

In the screenshot presented above, two academics/researchers [highlighted yellow] were presented along other five individuals to work as the UN Expert Advisory Group or UN Advisory Group of Experts.

Academics and activists emerged in relation to the framing of female academics as experts with regards to gender issues across all contexts – local and international. For example,

“...more than 55 activists and academics from all over the world to discuss and analyze the links between gender & militarism in the framework of broadening the current Women, **Peace and Security** agenda, including UN Security Council Resolution 1325, and strengthening its transformative components.”

“Speakers include academics such as Åsa Ekvall and Rahel Kunz, as well as women peace activists, such as Jasmin Nario-Galace (IANSA Women’s Network Steering Team), Abigail Ruane (PeaceWomen, WILPF), Anand Pawar (South Asia Network to Address Masculinities) and Zarin Hamid (Gender-Based Violence Program, Centre for Women’s Global Leadership).

It is important that we understand the interaction between gender, specifically masculinities, violence and militarism, in order to develop and support nonviolent and peaceful management of conflicts, by both women and men, and eventually prevent violent conflict from erupting.” Netsai Mushonga, Facilitator WPP Global Consultation.” – **Women Peacemakers Program**, July 02, 2014

Academics were indirectly constructed as experts in some cases where the news writers used lexical arrangement at the sentence level to exclude academics. An example of this pragmatic approach is presented below:

“During the two-day event at the town of Bishoftu, about 45 km south of Addis Ababa, researchers, academicians and experts discussed ways to improve governance, peace and security, and exchanged views on China’s non-interference policy, its role in regional integration and peace-building, and China’s contribution to Africa’s economic and social development.” - **Xinhua General News Service**, October 12, 2012.

“It will bring together the Chairperson of the Commission, the AU Commissioners for Peace and Security and Political Affairs, Senior Officials and Mediators from the Regional Economic Communities, the European Union, the League of Arab States, La Francophonie and the United Nations, special guests from Member States and bilateral partners, as well as academics, experts and civil society representatives. The objective is to exchange views on current developments and emerging challenges and threats to peace and security in the continent, and to foster coordination and harmonization of initiatives in promoting lasting peace on the continent.” – **African Press Organization**, November 5, 2012.

The underlined phrases in the excerpts above showed some news writers’ attempt at semantically excluding researchers and academics from their conceptions as subject experts, and by implication, possibly promoting the reading of such expression by members of the public. Perceptions of academics and researchers as experts in peace and security or governance should not be far-fetched.

In some other few instances, academic actors are introduced in the news using their academic titles and official roles. The notion here is to use the expert’s official appendages to legitimise the news in what is known in the literature as ‘compensatory legitimacy’: journalists using an expert’s attributions to justify already known situation while trying to avoid subjective reporting of an issue. An instance of this legitimisation found, among others in the articles, is presented below:

“Decision-makers in political, military and business realms; security practitioners, academics and researchers from African countries and representatives of partners were discussing on African landward and maritime security governance.”

“...Thomas Mandrop, a Professor from Royal Danish Defense College, said that the continent one more time needs to collaborate on the issue of peace and stability to successfully achieve sustainable development.”



CONCLUSION

Media representations of reality have the potential to influence public opinion and decision-making processes. Therefore, it is important for anyone, group or institution seeking a bridge between theory and the world of policy and practice to map out strategies for media exposure. In this study, we have investigated the framing and construction of news actors as experts focusing on the very essential field of peace and security studies and how news personalities (or actors) are represented across shades of news publications in Africa and elsewhere. Academics and researchers (especially those working at universities) in the humanities and social sciences, even though they are highly regarded in terms of trustworthiness and credibility, have little or no visibility in the news and are rarely consulted as experts for analytic interpretations of critical issues.

In making contributions to the ongoing studies on impact assessment in the social sciences and humanities, we have made important findings that not only corroborate what has been reported about the representations of academic, universities and researchers in the mainstream news media, but also reported new findings. By narrowing the focus of our research to peace and security studies, we examined, using archived news articles, the proportion of African-based news media that published on peace and security, the framing of news actors as ‘experts’ on the subject of peace and security, the extent to which academics/researchers featured as experts in the articles on peace and security in Africa, what constitute the dominant topical issues on peace and security in Africa, and lastly, to how emergent actor-experts in the news differ from the copious academic experts found in Study 1, which used the Altmetrics approach.

Based on the findings, we have come to realise that the proportion of news articles published in Africa on peace and security issues were more than articles published outside the continent. No significant relationship was found between the proportion of articles published by African-based and Non-African-based news publication sources and the length of articles published between the years under investigation (2000 – 2018). However, a high volume of these articles had their sources traceable to newswires such as the African Press Organization, Africa News, Associated Press International and UN News Service among others (See Apendix for list of publication sources). Given the imbalance in the world of news and representations, it is significant that Africans are now giving due attention to African affairs in their own news media. This finding is also a clear indication of over reliance of African journalists and newsrooms on newswire services rather than field-based reportage and interviews. Newswires no doubt feed national newspapers especially for the coverage of news where in-house correspondents are unlikely to be sent.

From the findings, media accounts of actors showed that 4 main categories of actors are prominent: Diplomatic, Political, Academic, and Military (other Forces). These prime categories informed how actors are framed as experts and how they were written about in the news. These experts must, however, hold institutional roles. The expert-conferring institutions are both African-based and non-African-based. Within the African continent, African Union, together with its principal organs and other authoritative regional organisations such as EAC, EALA WAPNET, ECOWAS, and the Arab League, among others (see Appendix 2 for list of prominent institutions), are prominent sites of actor-expert construction. In view of the relationship between the African Union and their foreign diplomatic and political institutions, findings show that while old allies are maintained, new alliances are being formed.

Whilst collaborations are observable between the African bloc and some independent countries in the European Union with regard to funding and support for peace and security initiatives, evidence of the Chinese government’s engagement is noticeable in the dataset. The economic growth of China in the last three decades and the country’s effort at sustaining Africa’s peace and security initiatives could be interpreted from the current media presence. China emerged in the news in relation to ‘Sino- Africa’ trade interest and the China-Africa Think Tank (CATT I & II). Asian universities such as Zhejiang Normal University (ZNU), University of Peking, Beijing, China are part of the Non-African academic institutions that featured in the news. The Ministry of Foreign Affairs of the People’s Republic of China is an example of a Non-African Government Institutional actor in the news, which operates an office of the Special Representative of the Chinese Government on African Affairs.

Other noticeable efforts were seen in the diplomatic institutions and academia, including China-Africa Joint Research and Exchange Program under the framework of the Forum on China-Africa Cooperation (FOCAC). Book reviews and seminars organised in connection with the China-Africa peace and security cooperation featured in the news and provided the contextual interpretations for the African-China alliance. The most important news publication source for this news is the Xinhua General News Service.

Important findings have emerged in respect of journalists’ conceptions and construction of experts in peace and security in contribution to the framing of academics and researchers as experts. Findings show that academics were directly and indirectly framed as experts when they appeared in the company of diplomatic actors and recognised by diplomatic institutions.



The variance of this dichotomous framing was not statistically tested in this study. However, the qualitative approach indicated that academics and researchers who were affiliated to diplomatic and political institutions and who were commissioned to work on gender, peace and security projects, were more directly conceived and framed by journalists as experts. It goes to show that without official institutional affiliations, platforms and recognition of diplomatic actors, academics or researchers were less likely to be conceived, framed and constructed as experts by journalists and newsrooms. Academics and researchers who were given roles to play by the African Union, the United Nations, as well as by the regional inter-governmental organisations such as the EAC and EALA as well as their foreign partners like the African Leadership Centre, King’s College London, were directly and indirectly presented and framed in the news as experts.

Finally, the UN intervention on gender also opened a lot of opportunities for female academics, researchers and NGOs such as the Women in Peacebuilding Programme (WIPNET). Gender issues, therefore, have had a ricochet effect on the framing and construction of actors as experts. Apart from direct framing coming from subjects such as terrorism and international relations and security, gender studies also conferred expert status on actors in the news.

APPENDIX 1

- ABI/INFORM
- Addis Fortune
- Africa News
- African Press Organization
- Agence France Presse - English
- Aljazeera.net*
- AllAfrica Web Publications (English)(
- Anadolu Agency (AA)
- Associated Press International
- Australian Financial Review
- Bahrain News Agency (BNA)
- BBC Monitoring: International Reports
- Birmingham Evening Mail
- Breaking News from globeandmail.com
- BreakingNews.ie
- Business and Financial Times (Ghana)
- Business Day (South Africa)
- Cape Times (South Africa)
- CNN Transcripts
- Daily Nation (Kenya)
- Daily Pakistan Today
- defenceWeb(
- East African Business Week (Kampala)
- EKantipur.com
- EurActiv.com



Eurasia Review

Federal News Service

Friday Times (Plus Media Solutions Private Limited Publication)

Ghana News Agency (GNA)

India Blooms

Inter Press Service (Johannesburg)

Irish Independent

irishmirror.ie

Lowell Sun (Lowell, MA)

Mail & Guardian

Malvern Gazette

Marketwired (formerly Canadian Corporate Newswire)

McClatchy Tribune non-restricted

Mideast Mirror

mirror.co.uk

New Democrat (Monrovia)*

News Chronicle (Nigeria)

Nigerian Tribune

PANAPRESS - Pan African News Agency

Philippines News Agency

Pittsburgh Tribune Review

PM News

PR Newswire

Right Vision News

Shabelle Media Network (Mogadishu)

St. Louis Post-Dispatch (Missouri)

Sunday Nation (Kenya)

Sunday Tribune (South Africa)

Tenders Monitor Africa-Asia

Tendersbiz

TendersInfo - News

The Age (Melbourne, Australia)

The Associated Press (24 hour delay)

The Business Times Singapore

The Calgary Herald (12 hour delay)

The Christian Science Monitor

The Daily Star (Lebanon)

The East African

The East Bay Times (California)

The Economic Times

The Forward

The Globe and Mail (Canada)

The Guardian(London)

The Jerusalem Post

The Nation (Nigeria)

The New Times (Kigali)

The New York Post

The New York Times

The Star (Nairobi)



The Sunday Independent (South Africa)

The Vancouver Sun (12 hour delay)

The Washington Post

This Day (Lagos)

UN News Service (New York)

University Wire

US Official News

USNEWS.com

Washington Post Blogs

Washingtonpost.com

Web Newswire

Weekly Trust

Xinhua General News Service

APPENDIX 2

Addis Ababa University, Ethiopia

African Centre for Security and Strategic Studies

African Centre for the Constructive Resolution of Disputes (ACCORD)

African Development Bank

African Leadership Centre (ALC)

African Union

African Union Peace and Security Council

African Union Peace and Security Department (PSD)

Ahmadu Bello University

Al-Azhar University

Arab League

Association of Southeast Asian Nations

Australian Government’s Department of Foreign Affairs and Trade

Bar-Ilan University

Begin-Sadat (BESA) Center for Strategic Studies

Central Africa Peace and Security Commission

Chinese Embassy in Ethiopia

Chinese Government

Common Market for Eastern and Southern Africa (COMESA)

Council of East African Ministers of Defence and Security

Danish Government

Department of Sociology and Anthropology of University of Cape Coast

Directorate of Information and Communication (DIC), African Union

East African Community (EAC)



East African Community (EAC) Secretariat

East African Legislative Assembly

East African Ministers of Defence

ECOWAS

Egerton University

Ethiopian Ministry of Foreign Affairs

Ethiopian Peace Security Training Center

European Union

Foreign Minister of the Federal Democratic Republic of Ethiopia

Foundation for Security and Development in Africa (FOSDA)

Foundation for Security and Development in Africa (FOSDA)

Francophone Research Network on Peace Operations (ROP)

Garissa University College in Kenya

George Mason University

German Federal Ministry for Economic Cooperation and Development (BMZ)

German Federal Parliament

German Foreign Office

German Government

German International Development Agency (GIZ)

Global and European Studies Institute, Leipzig University of Germany

Government of Egypt

Government of Mozambique

Government of Zambia

Government of Zambia

Harvard University

Institute for Peace and Security Studies

Institute for Security Studies (ISS)

Inter-African Group and the Centre for Policy Research and Dialogue

Intergovernmental Authority on Development (IGAD)

Interstate Security and Foreign Policy Co-ordination

Kenyatta University

King’s College London

Kofi Anan International Peacekeeping Training Center, Ghana

Madras University in India

Makerere University

Ministry of Defence of Senegal

Ministry of East African Affairs, Commerce and Tourism

Ministry of Foreign Affairs and International Trade of Kenya

Ministry of Foreign Affairs of Finland

Ministry of Foreign Affairs of the Arab Republic of Egypt

Ministry of Foreign Affairs of the People’s Republic of China

Namibian Government

National Defense University in Washington

National Defense University’s Center for Applied Strategic Learning

National Peace Council (NPC)

National Police College (NPC)

National University of Singapore

Nigerian Government

Organisation of Islamic Conference

Oxford University

Pan-African Institute of Strategies (IPS)



Patience Jonathan Centre for Gender and Women Development Studies (PJC-GWDS), University of Port Harcourt

Peace and Security Council of the African Union (AU)

Peace and Security Department (DPS) of the African Union

Peace and Security Department (PSD)

Qatar University

Regional Economic Communities and Regional Mechanisms - RECs/RMs

Republic of Gambia

Royal Danish Defence College

Sectoral Committees on Cooperation in Defence, Interstate Security and Foreign Policy Coordination

Sectorial Council on Co-operation in Defence

South African Government

Southern African Liaison Office (SALO)

St Andrew’s University, Scotland

Stanford University

Stelle-Bosch University

The Directorate of Information and Communication (DIC)

The East African Community (EAC)

The Zambian government

Third African Development Forum

U.S Military - Africom

UN Secretary-General Antonio Guterres

UN Security Council

United Nation Security Council Resolution (UNSCR)

United Nations

United Nations Institute for Training and Research (UNITAR)

United Nations Security Council (UNSC)

United Nations-African Union Joint Task Force on Peace and Security

University for Development Studies (UDS)

University of British Columbia

University of British Columbia

University of California at Berkeley

University of Cape Coast

University of Ibadan

University of Jos

University of Khartoum

University of Maiduguri

University of Montreal

University of Nairobi

University of Peking, Beijing China

University of Pretoria (UP)

University of Queensland in Australia

University of Rwanda-College of Arts and Social Science (CASS)

University of Tanzania

University of the Western Cape

University of Wisconsin at Madison, in the US

University of Zimbabwe

West African Action Network on Small Arms (WAANSA)

World Bank

Zambian Minister of Foreign Affairs

Zhejiang Normal University (ZNU)



Endnotes

1 Sarewitz, D., & Pielke Jr, R. A. (2007). The Neglected Heart of Science Policy: Reconciling Supply of and Demand for Science. *Environmental Science & Policy*, 10(1), 5-16.

2 Pritchard, A. (1969). Statistical bibliography or Bibliometrics. *Journal of Documentation*, 25(4), 348-349.

3 Mongeon, P., & Paul-Hus, A. (2016). The Journal Coverage of Web of Science and Scopus: A Comparative Analysis. *Scientometrics*, 106(1), 213-228.

4 Seglen, P. O. (1997). Why the Impact Factor of Journals should not be Used for Evaluating Research. *BMJ: British Medical Journal*, 314(7079), 498.

5 Richard V. N., Brendan M. & Regina N. (2014). The Top 100 papers: Nature explores the Most-cited Research of all time. *Nature*. Retrieved from <https://www.nature.com/news/the-top-100-papers-1.16224>

6 Beaulieu, L. (2015). How many Citations are actually a lot of Citations? *Ruminating*. Retrieved from <https://lucbeaulieu.com/2015/11/19/how-many-citations-are-actually-a-lot-of-citations/>

7 Ibid.

8 The World of Scientific Research is more Demanding than ever before. (2018). *Elsevier*. Retrieved from <https://www.elsevier.com/solutions/scopus>

9 Scopus Content Coverage Guide. (2017). *Elsevier*. Retrieved from https://www.elsevier.com/__data/assets/pdf_file/0007/69451/0597-Scopus-Content-Coverage-Guide-US-LETTER-v4-HI-singles-no-ticks.pdf

10 Web of Science: Summary of Coverage. (2018). *Clarivate Analytics*. Retrieved from <https://clarivate.libguides.com/webofscience-platform/coverage>

11 Anne-Wil K. H. (2010). *The Publish or Perish Book*. Melbourne: Tarma Software Research.

12 Stay Abreast of the Research Happening in your Area. (2018). *Elsevier*. Retrieved from <https://www.elsevier.com/solutions/scopus/how-scopus-works/content>

13 Web of Science: Summary of Coverage. (2018).

14 See Silde 12 in <https://www.slideshare.net/nulibrary/scopus-sciencedirect-and-mendeley>

15 Aria, M. & Cuccurullo, C. (2017). Bibliometrix: An R-tool for Comprehensive Science Mapping Analysis, *Journal of Informetrics*, 11(4), 959-975.

16 Schreiber, M. (2008). An Empirical Investigation of the g-index for 26 Physicists in comparison with the h-index, the A-index, and the R-index. *Journal of the American Society for Information Science and Technology*, 59(9), 1513.

17 Metrics: The Citation Metrics Report. *Adshelp*. Retrieved from <http://adsabs.github.io/help/actions/analyze>

18 Harzing, A. (2016). Metrics: h and g-index. *Harzing.com*. Retrieved from <https://harzing.com/resources/publish-or-perish/tutorial/metrics/h-and-g-index>

19 Lotka, A. J. (1926). The Frequency Distribution of Scientific Productivity. *Journal of the Washington Academy of Sciences*, 16(12), 317-323.

20 Potter, W. G. (1988). Of Making Many Books There is No End': Bibliometrics and Libraries. *The Journal of Academic Librarianship* 14, 238a-238c.

21 Bibliometrics. Retrieved from <https://www.ischool.utexas.edu/~palmquis/courses/biblio.html#Cite>

22 Ibid.

23 About Altmetric and the Altmetric Attention Score. (2017). *Altmetric Support*. Retrieved from <https://help.altmetric.com/support/solutions/articles/6000059309-about-altmetric-and-the-altmetric-attention-score>

24 Ibid.

25 How is the Altmetric Attention Score calculated? (2018). *Altmetric Support*. Retrieved from <https://help.altmetric.com/support/solutions/articles/6000060969-how-is-the-altmetric-score-calculated->

26 Parsons, C. (2015). The Dangers of Excessive Self-Citation. *Southern Friend Science*. Retrieved from <http://www.southernfriend-science.com/the-dangers-of-excessive-self-citation/>

27 King, M. M., Bergstrom, C. T., Correll, S. J., Jacquet, J., & West, J. D. (2017). Men Set their own Cites High: Gender and Self-Citation across Fields and over time. *Socius*, 3, 1-22, <https://doi.org/10.1177/2378023117738903>

28 Scholarly Impact and Citation Analysis. Retrieved from https://osu.libguides.com/oarc/citation_analysis/whatis

29 Ibid.

30 Research Impact Metrics: Citation Analysis. Retrieved from <http://guides.lib.umich.edu/citation>

31 Richard V. N., Brendan M. & Regina N. (2014). Op. cit.

32 Osumah, O. (2013). Boko Haram Insurgency in Northern Nigeria and the Vicious Cycle of Internal Insecurity. *Small Wars & Insurgencies*, 24(3), 536-560.

33 Onuoha, F. C. (2010). The Islamist Challenge: Nigeria's Boko Haram Crisis explained. *African Security Review*, 19(2), 54-67.

34 Fasakin, A. (2017). Leadership and National Security: An Interrogation of the Boko Haram Violence in Nigeria. *African Security Review*, 26(1), 87-108.

35 Aghedo, I., & Osumah, O. (2012). The Boko Haram Uprising: How Should Nigeria Respond? *Third World Quarterly*, 33(5), 853-869.

36 Aghedo, I., & Osumah, O. (2015). Insurgency in Nigeria: A Comparative Study of Niger Delta and Boko Haram Uprisings. *Journal of Asian and African Studies*, 50(2), 208-222.

37 Kessler, M. M. (1963). Bibliographic coupling between scientific papers. *Journal of the Association for Information Science and Technology*, 14(1), 10-25.

38 Aria, M., & Cuccurullo, C. (2017). op. cit.

39 Chaffee, S.H., & Hochheimer, J.L. (1985). The Beginnings of Political Communication Research in the United States: Origins of the "Limited Effects" Model. In E.M. Rogers & F. Balle (Eds.), *The Media Revolution in America and in Western Europe* (pp. 267-296). Norwood, NJ: Ablex

40 Klapper, J. T. (1960). *The Effects of Mass Communication*. New York: Free Press.

41 Matthew effect was coined by Erik Albaek of the University of Southern Denmark to describe the institutionalised and dogmatic approach of journalists in choosing news sources. A biblical allusion was made to Matthew 25:29.

42

43

44 Mongeon, P., & Paul-Hus, A. (2016). The Journal Coverage of Web of Science and Scopus: A Comparative Analysis. *Scientometrics*, 106(1), 213-228.



London Office:
African Leadership Centre
School of Global Affairs
King's College London,
Strand London WC2R 2LS
Telephone: +44 (0) 207 848 1984/8645

Email: alc@kcl.ac.uk

Nairobi Office:
African Leadership Centre
P.O. Box 25742, Jacaranda Avenue,
Off Gitanga Road,
Jacaranda Ave, Nairobi
Telephone: +254020 2870225

Email: info@africanleadershipcentre.org



Company Report 2017

Loved and experienced
by Customers since early
2012.

**Uptam eossum que aut que dolor simentur, consed quis des
venim ipienis et eatusantus se con consequ iatur? Optatur
rernatus ad etur as ent ut quis quatem fugitinctur?**

Quia que digendi doluptatae dolorio. Agnisci ligenih ili-
quasped essi dolum sundandandi odia doluptat.

Quia que digendi doluptatae dolorio. Agnisci ligenih ili-
quasped essi asseditae voluptat ut voluptiur am aut face-
puda nobitas ium ut laborepuda dolore dolum sundandandi
odia doluptat.

Quia que digendi doluptatae dolorio. Agnisci ligenih ili-
quasped essi asseditae itas ium ut laborepuda dolore dolum
sundandandi odia doluptat.

Quia que digendi doluptatae dolorio. Agnisci ligenih ili-
quasped essi asseditae voluptat ut voluptiur am aut face-
puda nobitas ium ut laborepuda dolore dolum sundandandi
odia doluptat.

Quia que digendi doluptatae dolorio. Agnisci ligenih ili-
quasped essi asseditae itas ium ut laborepuda dolore.

Company Management


**Get in touch with our professional team.
Hard working and identifying people
that wants to make clients happy and
work more adorable.**

Quia que digendi doluptatae dolorio. Agnisci ligenih
iliquasped essi asseditae voluptat ut voluptiur am
aut facepuda nobitas ium ut laborepuda dolore do-
lum sundandandi odia doluptat.

Verio consed ut aut as vendam, tem enda simoles
ciatum exeruptur, sinvellab ipsam eum ra volupta
ecatur, con culparciet ut esequid emquis adistem
fugia es sitature quo maximol oreperupta quibusa
ecaecto cus, comnis etum volori qui dus, impor a ium
qui dolorit estiuntis eum num dolectur, tem dolup-
tatur aliquae nonseri busamus as mollanisquo vel
ipsam eaquid quia et lique in ne dolor sinum sequam
eiciis deritia velesero berationum abo. Uptam eossum
que aut que dolor simentur, consed quis des venim
ipienis et eatusantus se con consequ iatur?

Optatur rernatus ad etur as ent ut quis quatem
fugitinctur? Quia que digendi doluptatae dolorio.
Agnisci ligenih iliquasped essi asseditae voluptat ut
voluptiur am aut facepuda nobitas ium ut laborepuda
dolore dolum sundandandi odia doluptat.


Verio consed ut aut as vendam, tem enda simoles
ciatum exeruptur, sinvellab ipsam eum ra volupta
ecatur, con culparciet ut esequid emquis adistem
fugia es sitature quo maximol oreperupta quibusa.



Michael Dean Anderson

Position: Company Manager/Developer | **Experience:** 12 years


Quia que digendi doluptatae dolorio. Agnisci ligenih iliquasped essi asseditae voluptat ut voluptiur am aut facepuda nobitas ium ut labore-puda dolore dolum sundandandi odia doluptat asseditae voluptat ut voluptiur am asseditae voluptat ut voluptiur.



Joanna McNamara

Position: Creative Director | **Experience:** 9 years


Quia que digendi doluptatae dolorio. Agnisci ligenih iliquasped essi asseditae voluptat ut voluptiur am aut facepuda nobitas ium ut labore-puda dolore dolum sundandandi odia doluptat asseditae voluptat ut voluptiur am asseditae voluptat ut voluptiur.



Robert Phillips

Position: Senior Art Director | **Experience:** 11 years

Quia que digendi doluptatae dolorio. Agnisci ligenih iliquasped essi asseditae voluptat ut voluptiur am aut facepuda nobitas ium ut labore-puda dolore dolum sundandandi odia doluptat asseditae voluptat ut voluptiur am asseditae voluptat ut voluptiur.



Robert Phillips

Position: Senior Art Director | **Experience:** 11 years

Quia que digendi doluptatae dolorio. Agnisci ligenih iliquasped essi asseditae voluptat ut voluptiur am aut facepuda nobitas ium ut labore-puda dolore dolum sundandandi odia doluptat asseditae voluptat ut voluptiur am asseditae voluptat ut voluptiur.

Hard workin staff and team introduction

Get in touch with our professional team. Hard working and identifying people that wants to make clients happy and work for more functinal web systems.

Michael Phillips

Position: Senior Art Director
Experience: 11 years

David Stone

Position: Senior Art Director
Experience: 11 years

Mira Fredrickson

Position: Senior Art Director
Experience: 11 years

Simona Johnson

Position: Senior Art Director
Experience: 11 years

Phil McNamara

Position: Senior Art Director
Experience: 11 years

Daniel Nielson

Position: Senior Art Director
Experience: 11 years

Woody Thornton

Position: Senior Art Director
Experience: 11 years

John Anderson

Position: Senior Art Director
Experience: 11 years

Michael Patterson

Position: Senior Art Director
Experience: 11 years

Rick Matthews

Position: Senior Art Director
Experience: 11 years

Mike Saunderson

Position: Senior Art Director
Experience: 11 years

Leroy Tanner

Position: Senior Art Director
Experience: 11 years

Natalie Dawson

Position: Senior Art Director
Experience: 11 years

Rick Matthews

Position: Senior Art Director
Experience: 11 years



Get in touch with our professional team. Hard working and identifying people that wants to make clients happy and work more adorable.

Quia que digendi doluptatae dolorio. Agnisci ligenih iliquasped essi asse-
ditae voluptat ut voluptiur am aut facepuda nobitas ium ut laborepuda
dolore dolum sundandandi odia doluptat.

Verio consed ut aut as vendam, tem enda simoles ciatum exereruptur,
sinvellab ipsam eum ra volupta ecatur, con culparciet ut esequid emquis
adistem fugia es sitature quo maximol oreperupta quibusa ecaecto cus,
comnis etum volori qui dus, impor a ium qui dolorit estiuntis eum num
dolectur, tem doluptatur aliquae nonseri busamus as mollanisquo vel ip-
sam eaquid quia et lique in ne volor sinum sequam eiciis deritia velesero
beratiorum abo. Uptam eossum que aut que volor simentur, consed quis
des venim ipienis et eatusantus se con consequ iatur?

Optatur rernatus ad etur as ent ut quis quatem fugitinctur? Quia que
digendi doluptatae dolorio. Agnisci ligenih iliquasped essi asseditae
voluptat ut voluptiur am aut facepuda nobitas ium ut laborepuda dolore
dolum sundandandi odia doluptat.

Verio consed ut aut as vendam, tem enda simoles ciatum exereruptur,
sinvellab ipsam eum ra volupta ecatur, con culparciet ut esequid emquis
adistem fugia es sitature quo maximol oreperupta quibusa.

2016

Maybe the best team you will ever find on this planet.

Annual Business Report Global Review

Loved and experienced by Customers since early 2015.



Uptam eossum que aut que volor simentur, consed quis des venim ipi-
enis et eatusantus se con consequ iatur? Optatur rernatus ad etur as
ent ut quis quatem fugitinctur?

Quia que digendi doluptatae dolo-
rio. Agnisci ligenih iliquasped essi
puda dolore dolum sundandandi
odia doluptat.

Verio consed ut aut as vendam,
tem enda simoles ciatum exer-
ruptur, sinvellab ipsam eum ra

volupta ecatur, con culparciet ut
esequid emquis adistem fugia es
sitature quo maximol oreperupta
quibusa ecaecto cus, comnis
etum volori qui dus, impor a ium
qui dolorit estiuntis eum num
dolectur, tem doluptatur aliquae
nonseri busamus as mollan.

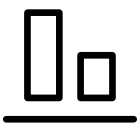
+16.4 %
Sales Country

Duis vulputate rhoncus lorem.
Nunc gravida aliquam felis, at
efconsequat vestibulum augue in
aliquet. Aliquam in ferme.

+27.3 %
Gadgets & Devices

Duis vulputate rhoncus lorem.
Nunc gravida aliquam felis, at
efconsequat vestibulum augue in
aliquet. Aliquam in ferme.

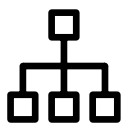




+33.6 %

Sales Overall

Duis vulputate rhoncus lorem. Nunc gravida aliquam felis, at efficitur enim sodales quis. Aliquam consequat vestibulum augue in aliquet. Aliquam in ferme.



+13%

Buyer Increase

Duis vulputate rhoncus lorem. Nunc gravida aliquam felis, at efficitur enim sodales quis. Aliquam consequat vestibulum augue in aliquet. Aliquam in ferme.



+7.25 %

Market Share

Duis vulputate rhoncus lorem. Nunc gravida aliquam felis, at efficitur enim sodales quis. Aliquam consequat vestibulum augue in aliquet. Aliquam in ferme.

+10.7

Community Sales






Duis vulputate rhoncus lorem. Nunc gravida aliquam felis, at efficitur enim sodales quis. Aliquam consequat vestibulum augue in aliquet.



Global Activities Report

Quia que digendi doluptatae. Agnisci ligenih ilu aped

Production and Facilities

-  **North & South America**
Verio consed ut aut as vendam, tem enda simoles ciatum exeruptur, sinvel.
-  **Europe**
Verio consed ut aut as vendam, tem enda simoles ciatum exeruptur, sinvel.
-  **Asia and Pacific**
Verio consed ut aut as vendam, tem enda simoles ciatum exeruptur, sinvel.
-  **Middle East**
Verio consed ut aut as vendam, tem enda simoles ciatum exeruptur, sinvel.
-  **Africa**
Verio consed ut aut as vendam, tem enda simoles ciatum exeruptur, sinvel.

Headline | Subline here

Quia que digendi doluptatae dolorio. Agnisci ligenih iliquasped essi asseditae volupta iliquasped essi asseditaet ut voluptiur am aut facepuda nobitas ium ut ndandandi odia.

Seattle
2016 +7%

Los Angeles
2016 +7%

Santiago de Chile
2016 +7%

One Two

Place **Headline here** | Place your subline here

Quia que digendi doluptatae dolorio. Agnisci ligenih aut facepuda nobitas ium ut ndandandi odia. Agnisci ligenih aut facepuda nobitas ium ut ndandandi

Place **Headline here** | Place your subline here

Quia que digendi doluptatae dolorio. Agnisci ligenih aut facepuda nobitas ium ut ndandandi odia. Agnisci ligenih aut facepuda nobitas ium ut ndandandi



Raise total
20.7 %

Headline | Subline here

Quia que digendi doluptatae dolorio. Agnisci ligenih iliquasped essi asseditae volupta ili-quasped essi asseditaet ut voluptiur am aut facepuda nobitas ium ut ndandandi odia.

Data Analysis One

Quia que digendi doluptatae dolorio. Agnisci ligenih iliquas iliquasped ped essi asseditae itas ium ut laborepuda dolore dolum sund iliquasped andandi odia doluptat.

Quia que digendi doluptatae dolorio. Agnisci ligenih iliquas iliquasped ped essi asseditae itas ium ut laborepuda dolore dolum sund iliquasped andandi odia doluptat.



Place your final Subline here for more info...

Annual Business Report Global Review

Loved and experienced by Customers since early 2015.



Uptam eossum que aut que dolor simentur, consed quis des venim ipi-
enis et eatusantus se con consequ iatur? Optatur rernatus ad etur as ent
ut quis quatem fugitinctur? Quia que digendi doluptatae dolorio..

Agnisci ligenih iliquasped essi asseditae voluptat ut voluptiur am aut
faad etur as ent ut quis quatem fugitinctur? Quia que digend.

<div>Place Headline</div> <div>+48 %</div> <div>Quia que digendi doluptatae dolorio. Agnisci ligenih iliquasped essi asseditae volupta iliquas.</div>	<div>Place Headline</div> <div>+77 %</div> <div>Quia que digendi doluptatae dolorio. Agnisci ligenih iliquasped essi asseditae volupta iliquas.</div>
<div>Place Headline</div> <div>+23 %</div> <div>Quia que digendi doluptatae dolorio. Agnisci ligenih iliquasped essi asseditae volupta iliquas.</div>	<div>Place Headline</div> <div>+58 %</div> <div>Quia que digendi doluptatae dolorio. Agnisci ligenih iliquasped essi asseditae volupta iliquas.</div>
<div>Place Headline</div> <div>+46 %</div> <div>Quia que digendi doluptatae dolorio. Agnisci ligenih iliquasped essi asseditae volupta iliquas.</div>	<div>Place Headline</div> <div>+34 %</div> <div>Quia que digendi doluptatae dolorio. Agnisci ligenih iliquasped essi asseditae volupta iliquas.</div>

Customer Market Report and Service Desliveries

Loved and experienced by Customers since early 2015.

15
16
17
18

Uptam eossum que aut que dolor simentur, consed quis des venim
ipienis et etur as ent ut quis qua-
tem fugitinctur? Quia que digendi
doluptatae dolorio.


Agnisci ligenih iliquasped essi
asseditae voluptat ut voluptiur
am aut faad etur as ent ut quis
quatem fugitinctur? Quia ut vo-
luptiur am aut faad etur as ent ut
quis quatem que digend.




Data Analysis One	Data Analysis Two
Quia que digendi doluptatae dolorio. Agnisci ligenih iliquas iliquasped ped essi asseditae.	Quia que digendi doluptatae dolorio. Agnisci ligenih iliquas iliquasped ped essi asseditae.
Itas ium ut laborepuda dolore dolum sund iliquasped andandi odia doluptat. Quia que digendi doluptatae dolorio.	Itas ium ut laborepuda dolore dolum sund iliquasped andandi odia doluptat. Quia que digendi doluptatae dolorio.




2016/17






DATA
ANALYSIS

Uptam eossum que aut que dolor
simentur, conset quis des venim
ipienis et eatasantus se con
consequ iatur?



SUCCESSFUL
SALES

Uptam eossum que aut que dolor
simentur, conset quis des venim
ipienis et eatasantus se con
consequ iatur?



CUSTOMER
SERVICE

Uptam eossum que aut que dolor
simentur, conset quis des venim
ipienis et eatasantus se con
consequ iatur?

How our company will create value

An incredible subline here.

Uptam eossum que aut que dolor
simentur, conset quis des venim
ipienis et eatasantus se con
consequ iatur? Optatur rernatus
ad etur as ent ut quis quatem
fugitinctur?

Quia que digendi doluptatae dolo-
rio. Agnisci ligenih iliquasped essi
asseditae voluptat ut voluptiur
am aut facepuda nobitas ium ut
laborepuda dolore dolum sundan-
dandi odia doluptat.

Verio conset ut aut as vendam,
tem enda simoles ciatum exer-
eruptur, sinvellab ipsam eum ra
volupta eatur, con culparciet ut
esequid emquis adistem fugia es
sitature quo maximol oreperupta
quibusa ecaecto cus, comnis
etum volori qui dus, impor a ium
qui dolorit estiuntis eum num
dolectur, tem doluptatur aliquae
nonseri busamus as mollanisquo
vel ipsam eaquid quia et lique

in ne dolor sinum sequam eiciis
deritia velesero beratiorum abo.
Uptam eossum que aut que dolor
simentur, conset quis des venim
ipienis et eatasantus se con con-
sequ iatur?

Optatur rernatus ad etur as ent
ut quis quatem fugitinctur? Quia
que digendi doluptatae dolorio.
Agnisci ligenih iliquasped essi
asseditae voluptat ut voluptiur
am aut facepuda nobitas ium ut
laborepuda dolore dolum sundan-
dandi odia doluptat.

Verio conset ut aut as vendam,
tem enda simoles ciatum exer-
eruptur, sinvellab ipsam eum ra
volupta eatur, con culparciet ut
esequid emquis adistem fugia es
sitature quo maximol oreperupta
quibusa ecaecto cus, comnis etum
volori qui dus, impo.

Take a serious
subline here to
provide the best
info for your
readers...

Quia que digendi doluptatae dolorio. Agnisci ligenih iliquasped essi asseditae voluptat ut voluptiur am aut facepuda nobitas ium ut laborepuda dolore dolum sundandandi odia doluptat.

Verio consed ut aut as vendam, tem enda simoles ciatum exeruptur, sinvellab ipsam eum ra

volupta ecatur, con culparciet ut esequid emquis adistem fugia es sitature quo maximol oreperupta quibusa ecaecto cus, comnis dolectur, tem doluptatur aliquae nonseri busamus as mollanisquo vel ipsam eaquid quia et lique

Trust in your abilities.

Hard Facts about our company

From zero to awesome hero.

**Uptam eossum que aut que dolor
simentur, consed quis des venim
ipienis et eatasantus se con
consequ iatur? Optatur rernatus
ad etur as ent ut quis quatem
fugitinctur?**

in ne dolor sinum sequam eiciis
deritia velesero beratiorum abo.
Uptam eossum que aut que dolor
simentur, consed quis des venim
ipienis et eatasantus se con con-
sequ iatur?

Quia que digendi doluptatae dolorio. Agnisci ligenih iliquasped essi asseditae voluptat ut voluptiur am aut facepuda nobitas ium ut laborepuda dolore dolum sundandandi odia doluptat.

Optatur rernatus ad etur as ent
ut quis quatem fugitinctur? Quia
que digendi doluptatae dolorio.
Agnisci ligenih iliquasped essi
asseditae voluptat ut voluptiur
am aut facepuda nobitas ium ut
laborepuda dolore dolum sundan-
dandi odia doluptat.

Verio consed ut aut as vendam, tem enda simoles ciatum exeruptur, sinvellab ipsam eum ra volupta ecatur, con culparciet ut esequid emquis adistem fugia es sitature quo maximol oreperupta quibusa ecaecto cus, comnis etum volori qui dus, impor a ium qui dolorit estiuntis eum num dolectur, tem doluptatur aliquae nonseri busamus as mollanisquo vel ipsam eaquid quia et lique




Hard Facts
about our
company

Speed Facts

Data Analysis Two

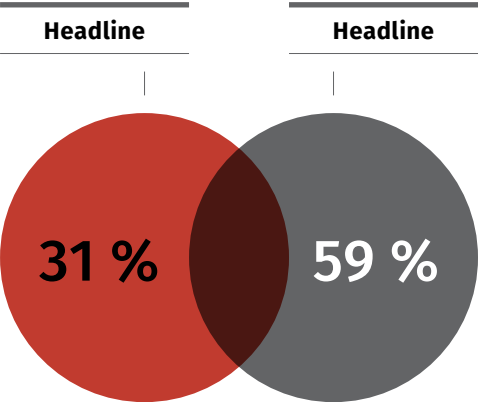
Quia que digendi doluptatae dolorio. Agnisci ligenih iliquas iliquasped ped essi.



Ne volor sinum sequam eiciis deritia velesero beratiorum abo. In ne volor sinum sequam eiciis deritia velesero beratiorum abo. Uptam eossum que aut que volor simentur, consed quis des venim ipienis et eatusantus se con consequ iatur?


+22 %

in ne volor sinum sequam eiciis deritia velesero beratiorum abo. Uptam eossum que aut que volor simentur, consed quis des venim ipienis et eatusantus se con consequ iatur?



Customer Market Report and Service Deliveries

Take a serious subline here to provide the best info for your readers...



Agnisci ligenih iliquasped essi asseditae voluptat ut voluptiur am aut faad etur as ent ut quis quatem fugitinctur? Quia ut vo-luptiur am aut faad etur as ent ut quis quatem que digend.

Uptam eossum que aut que volor ut quis quatem fugitinctur? Quia que digendi doluptatae dolorio.

Agnisci ligenih iliquasped essi asseditae voluptat ut voluptiur am aut faad etur as ent ut quis quatem fugitinctur? Quia ut vo-luptiur am aut faad etur as ent ut quis quatem que digend.

Uptam eossum que aut que volor simentur, consed quis des venim ipienis et etur as ent ut quis quatem fugitinctur? Quia que digendi doluptatae dolorio.

Uptam eossum que aut que volor simentur, consed asseditae vo-luptat ut voluptiur quis des venim ipienis et eatusantus fugitinctur?

Agnisci ligenih iliquasped essi asseditae voluptat ut voluptiur quatem fugitinctur? Quia ut vo-luptiur am aut faad etur as ent ut quis quatem que digend.

Uptam eossum que aut que volor simentur, consed quis des venim ipienis et eatusantus fugitinctur?

Uptam eossum que aut que volor simentur, t etur as ent ut quis quatem fugitinctur? Quia que digendi doluptatae dolorio.

Global Results

+22 %




Raised Sales


+359.000

Headline here

Verio consed ut aut as vendam, tem enda simoles ciatum exer-eruptur, sinvel.







2.200

Headline | Subline here

Quia que digendi doluptatae dolorio agnisci ligenih.

+45%

Headline | Subline here

Quia que digendi doluptatae dolorio agnisci ligenih.

+254

New Customers

Headline | Subline here

Quia que digendi doluptatae dolorio. Agnisci ligenih iliquasped essi asse.

152.000

Sales in Total

Headline | Subline here

Quia que digendi doluptatae dolorio. Agnisci ligenih iliquasped essi asse.

+27.4 %

Sales

Headline | Subline here

Quia que digendi doluptatae dolorio. Agnisci ligenih iliquasped essi asse.

86.400

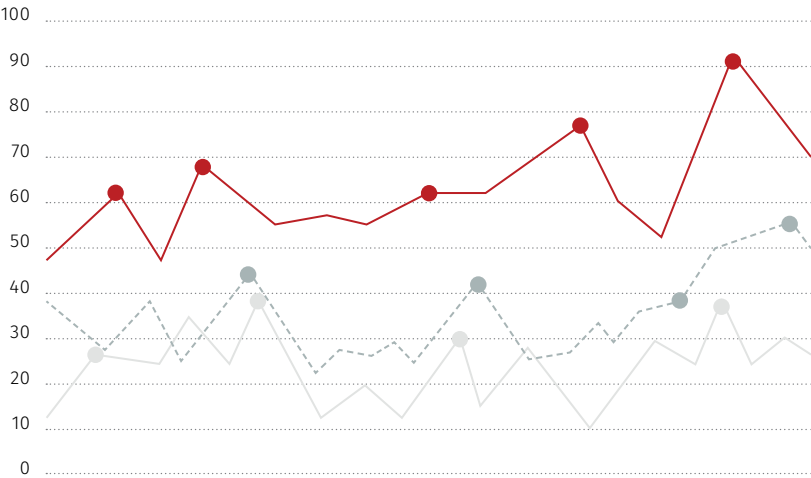
Deliveries

Headline | Subline here

Quia que digendi doluptatae dolorio. Agnisci ligenih iliquasped essi asse.

Place Headline here | Place your subline here

Quia que digendi doluptatae dolorio. Agnisci ligenih aut facepuda nobi-tas ium ut ndandandi odia. Uptam eossum que aut que volor simentur, consed quis des venim ipienis et etur as ent ut quis quatem fugitinctur?



Financial Report

2016

Statement of our Company

Statement of income and expense recognized in equity



+39.000

Headline here

Verio consed ut aut as vendam, tem enda simoles ciatum exereruptur, sinvel.



+417.000

Headline here

Verio consed ut aut as vendam, tem enda simoles ciatum exereruptur, sinvel.

Am fugia quam eos doloressum adi con rerite moditas ne iumqui omniam qui dolorib erferat evernat iusant quisitium explabor arupta pre volor susanis autatiur, consequisti ut exererrum eatur? Bore maximusdam volectem qui incienihil is magnam rem sequa-tur sequat harunte sum do-lumquia peles dolumque venemol upitam, ommollo verspernatur molor autem estoreh entiam re, volectur restrum et quid eum en-

demqu iduntibusam, quasitaquodi vella doluptiis dit qui aliquatur sape dis accusdanimus et, que samet fugit omnis aceatatia cnto es mint harit, velectibusa sam volor atectatur, arupta pre volor susanis autatiur, exerum doles commodi tiusdae pra si blam, consequatur, offic te dest prae. Et liquidunt. Turepud itibus. Otas sita pla qui cum faccupi ctatur, ut landita tiusda pore vent. Ecte explam at lab in perum et.

Short Overview in Mio. \$		2016	2015
Assets			
1.	Current Assets	\$22,000	\$22,000
2.	Cash	\$22,000	\$22,000
3.	Other Current Assets	\$22,000	\$22,000
4.	Total Current Assets	\$22,000	\$22,000
Net Worth		\$22,000	\$22,000

Statement
of our
Company

Balance sheet in Mio. \$	2016	2015	2014
Assets			
1. Current Assets	\$22,000	\$22,000	\$22,000
2. Cash	\$22,000	\$22,000	\$22,000
3. Other Current Assets	\$22,000	\$22,000	\$22,000
4. Total Current Assets	\$22,000	\$22,000	\$22,000
5. Long Term Assets	\$22,000	\$22,000	\$22,000
6. Accumulated Depreciation	\$22,000	\$22,000	\$22,000
7. Total Long Term Assets	\$22,000	\$22,000	\$22,000
8. Total Assets	\$22,000	\$22,000	\$22,000
9. Liabilities and Capital	\$22,000	\$22,000	\$22,000
10. Current Liabilities	\$22,000	\$22,000	\$22,000
11. Accounts Payable	\$22,000	\$22,000	\$22,000
12. Current Borrowing	\$22,000	\$22,000	\$22,000
13. Other Curent Liabilities	\$22,000	\$22,000	\$22,000
14. Subtotal Current Liabilities	\$22,000	\$22,000	\$22,000
15. Long Term Liabilities	\$22,000	\$22,000	\$22,000
16. Total Liabilities	\$22,000	\$22,000	\$22,000
17. Paid in Capital	\$22,000	\$22,000	\$22,000
18. Retained Earnings	\$22,000	\$22,000	\$22,000
19. Earnings	\$22,000	\$22,000	\$22,000
20. Total Capital	\$22,000	\$22,000	\$22,000
21. Total Liabilities and Capital	\$22,000	\$22,000	\$22,000
Net Worth	\$22,000	\$22,000	\$22,000

COMPANY FINANCIAL SITUATION

Overview Financial Situation	2016	2017
1. Start-up Expenses to Fund	\$22,000	\$22,000
2. Start-up Assets to Fund	\$22,000	\$22,000
3. Total Funding Required	\$522,000	\$522,000
Assets		
6. Non-cash Assets from Start-up	\$22,000	\$22,000
7. Cash Requirements from Start-up	\$22,000	\$22,000
8. Additional Cash Raised	\$22,000	\$22,000
9. Liabilities and Capital	\$22,000	\$22,000
10. Cash Balance on Starting Date	\$22,000	\$22,000
11. Total Assets	\$522,000	\$522,000
Liabilities		
14. Long-term Liabilites	\$22,000	\$22,000
15. Accounts Payable (Outstanding Bills)	\$22,000	\$22,000
16. Total Liabilities	\$522,000	\$522,000
Capital Structure		
19. Owner	\$22,000	\$22,000
20. Additional Investment Requirement	\$22,000	\$22,000
21. Total Planned Investmenet	\$22,000	\$22,000
21. Total Expended	\$522,000	\$522,000

Customer Market Report and Service Deliveries

Take a serious subline here to provide the best info for your readers...

Market Overall

\$712.618

more Profit than 2015

Net Sales

Last quarter of 2016

+\$234.178

in Device Sector

Global Market

Volume export 2015

\$1.102.098

in All Areas

Am fugia quam eos doloressum adi con rerite moditas ne iumqui omniam qui dolorib erferat evernat iusant quisitium explabor arupta pre volor susanis autatiur, consequisti ut exerrum eatur?

Bore maximusdam volectem qui lumquia peles dolumque venemol upitam, ommollo verspernatur molor autem estoreh entiam re, volectur restrum et quid eum envella doluptiis dit qui aliquatur sape dis accusdanimus et, que

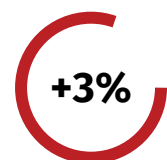
samet fugit omnis aceatatia cnto es mint harit, velectibusa sam volor atectatur, exerum doles commodi tiusdae pra si blam, consequatur, offic te dest prae. Et liquidunt.

Turepud itibus. Otas sita pla qui cum faccupi ctatur, ut landita tiusda pore vent.

Ecte explam at lab in perum et maximaximpor reribus antempos-tior mossequi.



Headline here
Aceatatia cnto es mint ibusa sam volor atectatur.



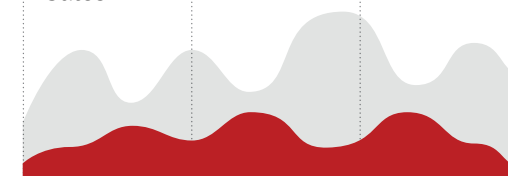
Headline here
Aceatatia cnto es mint ibusa sam volor atectatur.

Company Milestones in 2016




Take a serious subline here to provide info for your readers...

Sales



Sales



Q1 2016 Q2 2016 Q3 2016 Q4 2016

+27.47 %

Headline here

Verio consed ut aut as vendam. Quia que digendi doluptatae dolorio. Agnisci ligenih iliquas iliquasped que digendi doluptatae doloped es que digendi doluptatae.

+19.78 %

Headline here

Verio consed ut aut as vendam. Quia que digendi doluptatae dolorio. Agnisci ligenih iliquas iliquasped que digendi doluptatae doloped es que digendi doluptatae.



Men

56 %



Women

44 %

Place Headline here

Quia que digendi doluptatae dolorio. Agnisci ligenih iliquas iliq igendi doluptatae doloriua ligenih iliquas iliq sped igendi essi.

Sales

+22 %

Margin

+34 %

Place Headline here | Place your subline here

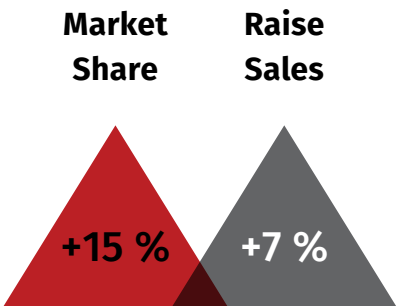
Quia que digendi doluptatae dolorio. Agnisci ligenih aut facepuda nobitas ium ut ndandandi odia.

Place Headline One here...

Quia que digendi doluptatae dolorio. Agnisci ligenih iliquas iliquasped que digendi doluptatae doloped es que digendi doluptat

Place Headline Two here...

Quia que digendi doluptatae dolorio. Agnisci ligenih iliquas iliquasped que digendi doluptatae doloped es que digendi doluptat



Place Headline here | Place your subline here

Quia que digendi doluptatae dolorio. Agnisci ligenih aut facepuda nobitas ium ut ndandandi odia.

Uptam eossum que aut que dolor
simentur, consed quis des venim
ipienis et eatasantus se con
consequ iatur? Optatur rernatus
ad etur as ent ut quis quatem
fugitinctur?

Quia que digendi doluptatae dolorio. Agnisci ligenih iliquasped essi asseditae voluptat ut voluptiur am aut facepuda nobitas ium ut laborepuda dolore dolum sundandandi odia doluptat.

Verio consed ut aut as vendam, tem enda simoles ciatum exeruptur, sinvellab ipsam eum ra volupta eatur, con culparciet ut esequid emquis adistem fugia es sitature quo maximol oreperupta quibus a ecaecto cus, comnis etum volori qui dus, impor a ium qui dolorit estiuntis eum num dolectur, tem doluptatur aliquae



more

about us

246

Production Locations

Quia que digendi doluptatae dolorio. Agnisci ligenih iliquasped

1.576

Stores and Markets

Quia que digendi doluptatae dolorio. Agnisci ligenih iliquasped

5.581

Orders each Day

Quia que digendi doluptatae dolorio. Agnisci ligenih iliquasped

57.661

Employees Worldwide

Quia que digendi doluptatae dolorio. Agnisci ligenih iliquasped

264.732

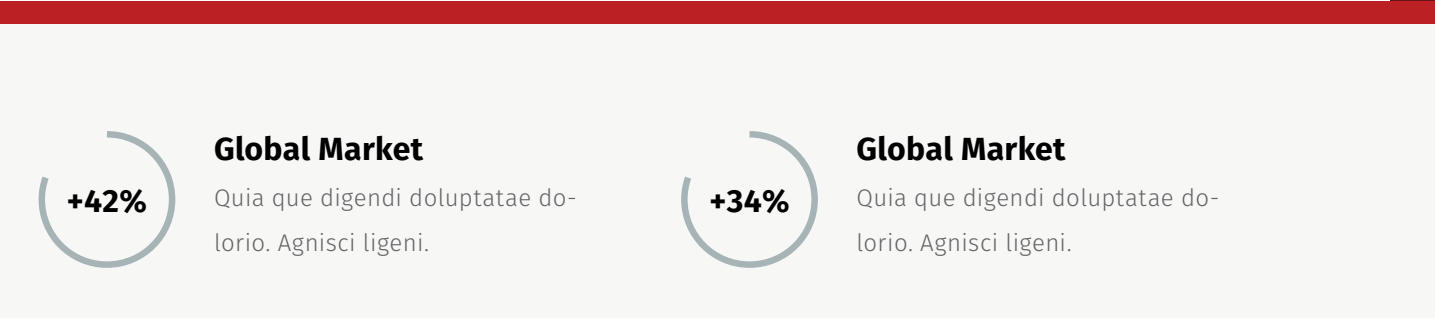
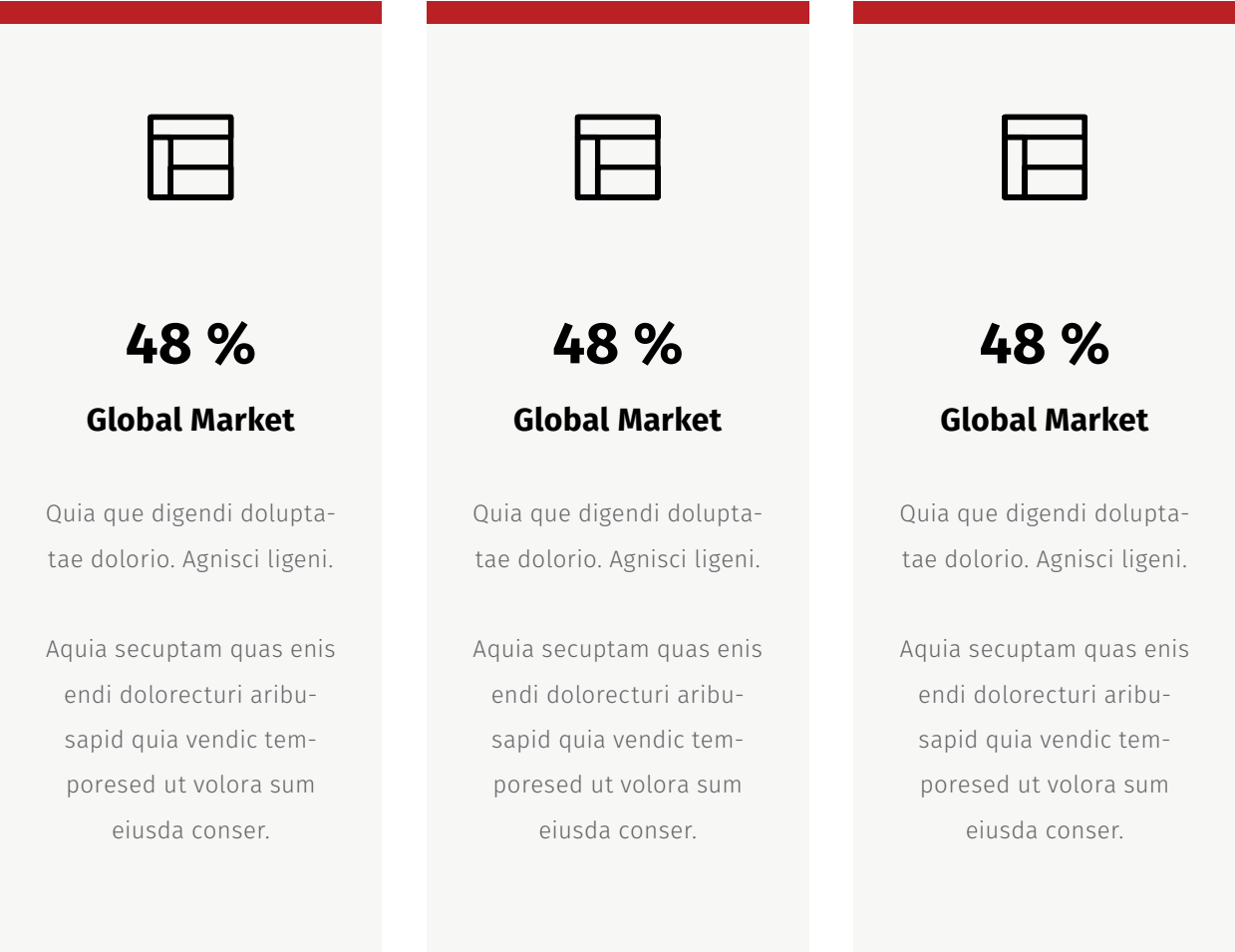
Satisfied Customers

Quia que digendi doluptatae dolorio. Agnisci ligenih iliquasped

Company Milestones in 2016



Take a serious subline here to provide the best info for your readers...



Work and Creation Process

Quia que digendi doluptatae dolorio. Agnisci ligenih iliquasped essi asseditae voluptat ut voluptiur am aut facepuda nobitas ium ut laborepuda dolore dolum sundandandi odia doluptat. Verio consed ut aut as vendam, tem enda simoles ciatum exer eruptur, sinvellab ipsam eum ra volupta ecatur, con culparciet ut esequid emquis adistem fugia es sitature quo maximol oreperupta quibusa ecaecto cus, comnis etum volori qui dus, impor.



The effective way to work responsible is when creative people will get a plan.

Quia que digendi doluptatae dolorio. Agnisci ligenih iliquasped essi asseditae voluptat ut voluptiur am aut facepuda nobitas ium ut laborepuda dolore dolum sundandandi odia doluptat. Verio consed ut aut as vendam, tem enda simoles ciatum exer eruptur, sinvellab ipsam eum ra volupta ecatu r, con culparciet ut esequid emquis adistem fugia es sitature quo maximol oreperupta quibusa ecaecto cus, comnis etum volori qui dus, impor.

3 Development & Creation



Verio consed ut aut as vendam, tem enda simoles ciatum exer eruptur, sinvellab ipsam eum ra volupta ecatu r, con culparciet ut esequid emquis adistem fugia es sitature quo maximol oreperupta quibusa ecaecto cus, comnis etum volori qui dus, impor a ium qui dolorit estiuntis eum num dolectur, tem doluptatur aliquae nonseri busamus as mollanisquo vel ipsam eaquid quia et lique in ne volor sinum sequam.

4 Analytics & Finalization



Verio consed ut aut as vendam, tem enda simoles ciatum exer eruptur, sinvellab ipsam eum ra volupta ecatu r, con culparciet ut esequid emquis adistem fugia es sitature quo maximol oreperupta quibusa ecaecto cus, comnis etum volori qui dus, impor a ium qui dolorit estiuntis eum num dolectur, tem doluptatur aliquae nonseri busamus as mollanisquo vel ipsam eaquid quia et lique in ne volor sinum sequam.

The best technology in the market

Take a serious subline here...



Quia que digendi doluptatae dolorio. Agnisci ligenih aut facepuda nobitas ium ut laborepuda dolore dolum sundandandi odia doluptat.

Quia que digendi doluptatae dolorio. Agnisci ligenih aut facepuda nobitas ium ut laborepuda dolore dolum sundandandi odia doluptat.

Verio consed ut aut as vendam, tem enda simoles ciatum exer eruptur, sinvellab ipsam eum ra volupta ecatu r, con culparciet ut esequid emquis adistem

fugia es sitature quo maximol oreperupta quibusa ecaecto cus, comnis etum volori qui dus, impor a ium qui dolorit estiuntis eum num dolectur.

Tem doluptatur aliquae nonseri busamus as mollanisquo vel ipsam eaquid quia et lique in ne volor sinum sequam eiciis deritia velesero beratiorum abo. Uptam eossum que aut que volor simentur, consed quis des venim ipienis et eatusantus se con cons.

Live.
Share.
Provide.
Win.
Receive.

Specifications of our technology Projects

- » Concept & Research - Tem doluptatur aliquae nonseri busamus as mollanisquo
- » Graphic & Design - Tem doluptatur aliquae nonseri busamus as mollanisquo
- » Development & Creation - Tem doluptatur aliquae nonseri busamus as
- » Analytics & Finalization - Tem doluptatur aliquae nonseri busamus as moll

Our economically performance

Quia que digendi doluptatae.

1
Brand

Concept Development

Tem doluptatur aliquae nonseri busamus as mollanisquo vel ipsam eaquid quia et lique in ne volor sinum sequam eiciis deritia velesero beratiorum abo. Uptam eossum que aut que volor simentur, consed quis.

2
Function

Concept Design

Tem doluptatur aliquae nonseri busamus as mollanisquo vel ipsam eaquid quia et lique in ne volor sinum sequam eiciis deritia velesero beratiorum abo. Uptam eossum que aut que volor simentur, consed quis.

3
Work

Wireframe Period

Tem doluptatur aliquae nonseri busamus as mollanisquo vel ipsam eaquid quia et lique in ne volor sinum sequam eiciis deritia velesero beratiorum abo. Uptam eossum que aut que volor simentur, consed quis.

4
Power

Coding and Development

Tem doluptatur aliquae nonseri busamus as mollanisquo vel ipsam eaquid quia et lique in ne volor sinum sequam eiciis deritia velesero beratiorum abo. Uptam eossum que aut que volor simentur, consed quis.

5
Results

Test and Functionality

Tem doluptatur aliquae nonseri busamus as mollanisquo vel ipsam eaquid quia et lique in ne volor sinum sequam eiciis deritia velesero beratiorum abo. Uptam eossum que aut que volor simentur, consed quis.

Focus your market and just try to be the best

Quia que digendi doluptatae dolorio. Agnisci ligenih aut facepuda nobitas ium ut laborepuda dolore dolum sundandandi odia doluptat. Quia que digendi doluptatae dolorio. Agnisci ligenih aut facepuda nobitas ium ut laborepuda dolore dolum sundandandi odia doluptat.

Live.
Share.
Provide.
Win.
Receive.

First Headline here

Quia que digendi doluptatae dolorio. Agnisci ligenih aut facepuda nobitas ium ut laborepuda dolore dolum sundandandi odia doluptat. Verio consed ut aut as vendam, tem enda simoles ciatum exereruptur, sinvellab ipsam eum ra.

First Headline here

Quia que digendi doluptatae dolorio. Agnisci ligenih aut facepuda nobitas ium ut laborepuda dolore dolum sundandandi odia doluptat. Verio consed ut aut as vendam, tem enda simoles ciatum exereruptur, sinvellab ipsam eum ra.

First Headline here

Quia que digendi doluptatae dolorio. Agnisci ligenih aut facepuda nobitas ium ut laborepuda dolore dolum sundandandi odia doluptat. Verio consed ut aut as vendam, tem enda simoles ciatum exereruptur, sinvellab ipsam eum ra.

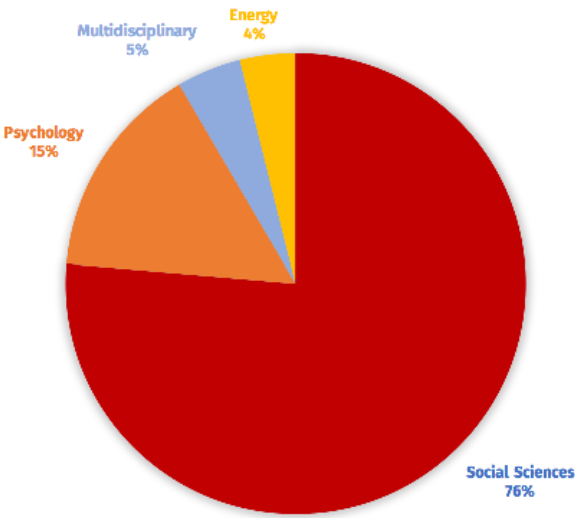


Fig. 1: Search Results by Disciplines (Scopus Database)

Recognising the limitation of Web of Science (WoS) and Scopus databases for bibliometric analysis, despite the immense strength of the methodology, Philippe Mongeon and Adèle Paul-Hus urge caution against extending the findings derived from them to include comparative evaluation across different fields, comparing institutions, languages or countries.⁴⁴

Given this pitfall, whilst using the Scopus and Web of Science (WoS), we restrict the bibliometric analysis to ‘within-field evaluations’ which is considered quite impressive and effective. Hence this study adopted the latter as we confined our study to only the social science tagged materials (academic journal articles) published within a single continent - Africa. This enhances the validity of the conclusions drawn from the database.

As earlier mentioned, findings from this study are to provide a guide towards understanding the development of the subject of peace and security research in Africa since the 1960s when majority of the African countries secured their independence from the colonialists with the exception of Ghana, Guinea, Liberia, Libya, Ethiopia, South Africa, Sudan, Tunisia, Egypt and Morocco which got theirs closer to 1960 or long before the 60s.

We understand the controversies which tail impacts and ranking systems for academic publications and we are not unconcerned about the various issues which the critics of the methodology have made. For instance, Per O. Seglen identified some of these concerns to include self-citation by authors and high impact journals, the preference of journal publications over books, the dominance of the English language articles over other languages. We want to restate the widely-held opinion among scholars that no methodology is perfect.⁴²

While acknowledging these weaknesses, it is unhelpful to discard research journal impact factor analytics altogether. All through the years, several indexes and scientometric analysis have been developed to curtail some of the weaknesses identified by the critics. Citation analysis is a novel way to measure academic impact because of the assumption that the more a work is cited or an author is referred, the more important that work or the author is.

Be that as it may, quantity should not be confused with quality. A poor work or a faulty critic could be cited as an example to deter or to accentuate the weakness of the work, though such citation would make the work very prominent, whilst the quality of the work is not in any way enhanced by such numerous citations.

In order to control for the weaknesses of bibliometric analysis, we used citation analysis alongside bibliometric. We also explored co-citation analysis, journal impact factors, and authors’ metrics (e.g. H-index) to counteract the factor discussed in the preceding paragraphs. To complement the approach, we also interrogated the LexisNexis database for news articles on the subject. Peace and security related

news items on the continent published from 1960s to the first quarter of 2018 and retrievable from the digital archive were retrieved from the database and explored for the coverage meted on news actors, often referred to in the news as ‘experts’.

It is important for us to determine, using the qualitative Content Analysis approach, how different news sources gave prominence to actors involved in peace and security issues and the prevailing countries, institutions and issues being represented in the news. The scope of search equally follows the same date-range (1960 – 2018).

This afforded us the opportunity of understanding trends across the timeline, prominent sources of news on peace and security in Africa, national and institutional engagements of peace and security actors with a view to ascertain the extent to which academics found in the bibliometric analysis reflect in the news coverage. Other analytic exercise involved using term frequency counts to understand the emerging themes from the keywords, titles and abstracts of selected academic journals in the same decade to see if there are areas of convergence.

Citations-only metric system is weak. In an essay published by Nature Journal titled “The top 100 papers Nature explores the most-cited research of all time,”⁴³ several issues came up, among which is the weak correlation between the top 1% of highly cited researchers and Nobel Prize winners. As noted by the Nature article cited above, many of the very highly cited papers are about tools or methods rather than fundamental scientific discoveries made with these tools or methods. According to Luc Beaulieu, “First, almost 44% of all published manuscripts are never

“First, almost 44% of all published manuscripts are never cited.” – *Luc Beaulieu*

cited. If you have even 1 citations for a manuscript you are already (almost!) in the top half (top 55.8%). With 10 or more citations, your work is now in the top 24% of the most cited work worldwide; this increased to the top 1.8% as you reach 100 or more citations. Main take home message: the average citation per article is clearly below 10!”

In line with our position that academic publication impacts must not be determined solely by academic citation counts, we explore media mention and citation of the top 20 most productive authors and top 20 most cited scholars from the datasets mined in African newspaper articles from 1960s to 2018 (first quarter); that method helped us to investigate the linkage between research production and society (media).

Given these questions, three broad subject categories emerged from the unit of analysis. These are:

- Publication type and location
- Actors’ representations and framing as experts
- Type of topical issues mentioned.

The final coding scheme was made to accommodate these categories and their subcategories. Quantitative and qualitative data were collected from the sample dataset and entered into SPSS spreadsheet and NVivo.

Statistical procedure comprised: descriptive analysis and tests of association. Following quantitative analysis, the subject categories on issues was deemed noteworthy and suitable for qualitative analysis after coding. Excerpts from the articles were used to provide justification and contextualise the main findings in the subcategories on peace and security issues in Africa. NVivo Pro was used for the key term frequency analysis of headlines, publication name, publication location, expert names, and institution names.

RESULTS

Quantitative Findings

The scope of search was intended to cover articles published between 1960 and 2018 (the first quarter). However, NexisLexisTM database only yielded articles that were published on this subject between 2000 and 2018. Only these articles (n=740) were sampled for this study. These news articles were published in Africa (domestic) and elsewhere in the world (international) and from three (3) news publication sources: mainstream (daily newspapers), online/web publication, and wire service (newswire). Findings show that of these articles, 180 (24.3%) were published in countries’ newspapers, 140 (16.9%) as web publication, and 420 (56.8%) as newswire, including press releases and newsletters.

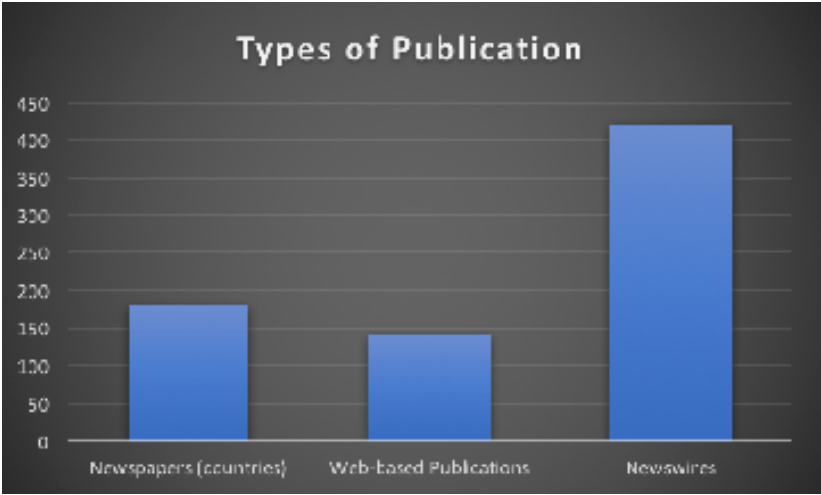
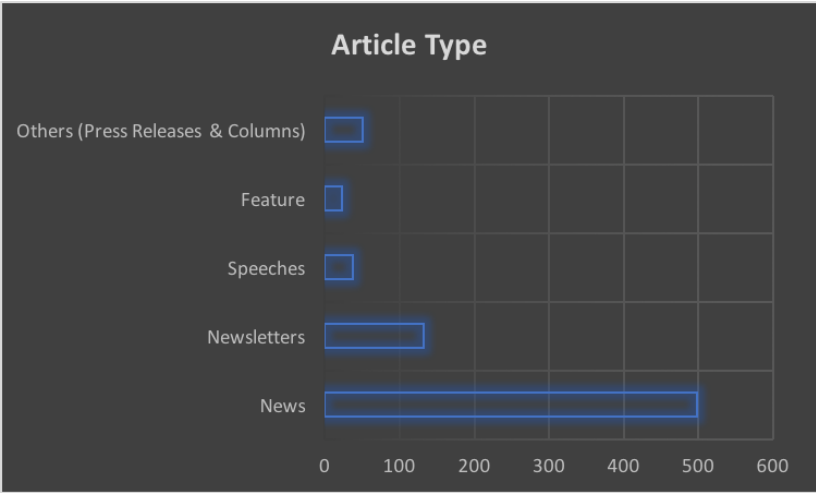


Fig. 51. Types of Publication



A significant number of articles which emanated from newswire services were also published with some modifications in some of the countries newspapers. Most articles were published in Africa in the category of domestic news media (n=520, 70.3%) while 220 (29.7%) foreign-based international news outlets. Majority of these articles were published as hard news 500 (67.6%) and news-letter 130 (17.6%). Speeches 40 (5.4%), feature 20 (2.7%) and other subcategories of news articles such as press releases and opinion columns were equally marginally represented 50 (6.8%). No editorial report on peace and security was found in the entire sample.



Actors as Experts: Academics and Researchers at a Cross-road

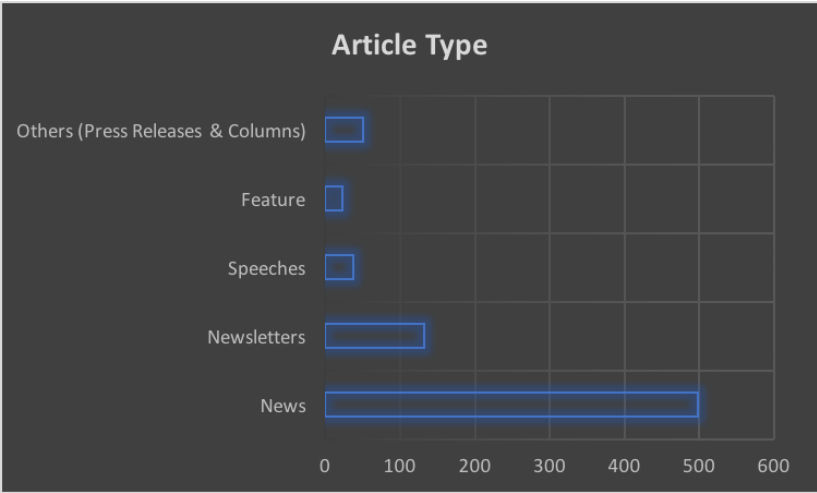
News personalities in this study were operationalised as human actors. Actors, as they are referred in this study, are individuals who are mentioned in the news items – the unit of analysis – and who operates in one official capacity or the other and is affiliated to an institution based in Africa or elsewhere in the world. It was almost impossible to see an actor mentioned in the articles without any institutional affiliation.

A significant number of articles which emanated from newswire services were also published with some modifications in some of the countries newspapers. Most articles were published in Africa in the category of domestic news media (n=520, 70.3%) while 220 (29.7%) foreign-based international news outlets. Majority of these articles were published as hard news 500 (67.6%) and newsletter 130 (17.6%). Speeches 40 (5.4%), feature 20 (2.7%) and other subcategories of news articles such as press releases and opinion columns were equally marginally represented 50 (6.8%). No editorial report on peace and security was found in the entire sample.

In most cases, actors functioned in official capacities 510 (68.9%) as members of institutions performing peace and security roles at the national, regional, continental and global levels. However, state institutions and non-governmental institutions were found in some cases to operate as newsworthy institutions without any direct reference to humans holding official roles:180 or 24.3%). Findings also show that African-based actors in other institutions reported as Centres but not without university affiliations were predominantly represented in the articles: 330 (44.6%). In addition, African Union also appeared significantly in the news: 210 (28.4%) in connection with issues of peace and security in Africa. It is noteworthy to see some spikes in the data that indicate the significance of Asian interest in Africa's peace and security affairs. Thirty (30) articles, representing 4.1% of the entire (n=741) articles emerged from the People's Republic of China alone; all reported via the newswire and published in several national newspapers across the regions.



A significant number of articles which emanated from newswire services were also published with some modifications in some of the countries newspapers. Most articles were published in Africa in the category of domestic news media (n=520, 70.3%) while 220 (29.7%) foreign-based international news outlets. Majority of these articles were published as hard news 500 (67.6%) and news-letter 130 (17.6%). Speeches 40 (5.4%), feature 20 (2.7%) and other subcategories of news articles such as press releases and opinion columns were equally marginally represented 50 (6.8%). No editorial report on peace and security was found in the entire sample.



Actors as Experts: Academics and Researchers at a Cross-road

News personalities in this study were operationalised as human actors. Actors, as they are referred in this study, are individuals who are mentioned in the news items – the unit of analysis – and who operates in one official capacity or the other and is affiliated to an institution based in Africa or elsewhere in the world. It was almost impossible to see an actor mentioned in the articles without any institutional affiliation.

A significant number of articles which emanated from newswire services were also published with some modifications in some of the countries newspapers. Most articles were published in Africa in the category of domestic news media (n=520, 70.3%) while 220 (29.7%) foreign-based international news outlets. Majority of these articles were published as hard news 500 (67.6%) and newsletter 130 (17.6%). Speeches 40 (5.4%), feature 20 (2.7%) and other subcategories of news articles such as press releases and opinion columns were equally marginally represented 50 (6.8%). No editorial report on peace and security was found in the entire sample.

In most cases, actors functioned in official capacities 510 (68.9%) as members of institutions performing peace and security roles at the national, regional, continental and global levels. However, state institutions and non-governmental institutions were found in some cases to operate as newsworthy institutions without any direct reference to humans holding official roles:180 or 24.3%). Findings also show that African-based actors in other institutions reported as Centres but not without university affiliations were predominantly represented in the articles: 330 (44.6%). In addition, African Union also appeared significantly in the news: 210 (28.4%) in connection with issues of peace and security in Africa. It is noteworthy to see some spikes in the data that indicate the significance of Asian interest in Africa's peace and security affairs. Thirty (30) articles, representing 4.1% of the entire (n=741) articles emerged from the People's Republic of China alone; all reported via the newswire and published in several national newspapers across the regions.



The network above consists of 500 items (documents), 14 Clusters, 5955 links and 8347 Total link strength. Just like the author bibliographic coupling section, this network have documents clustered in different colours; items (documents) belonging to the same cluster have the same colour. Each cluster contains the different coupling links between two documents who cited the same documents (papers) in their bibliographies or references.

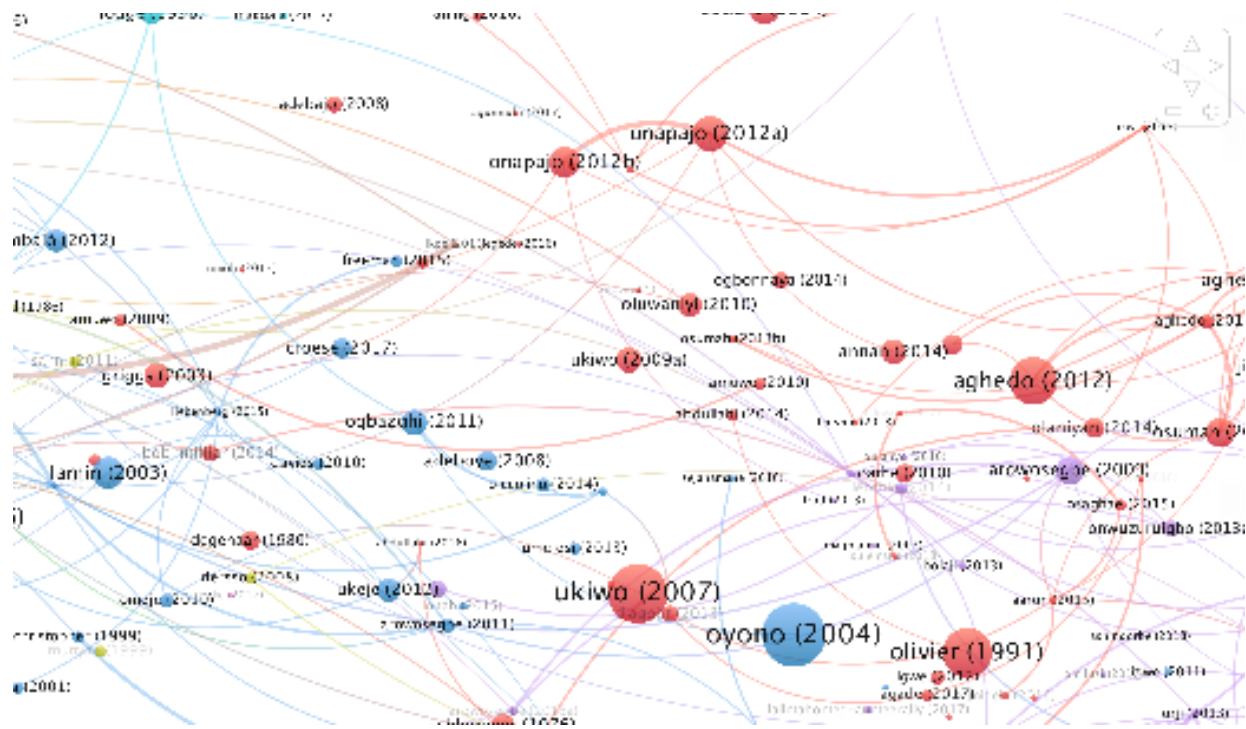


Fig. 30. Bibliographic Coupling between documents (Cluster 1 - Red)

Cluster 1 (Red cluster) above consists of 83 items (documents). Hudson (2005), Touray (2005), Onapajo (2012a), Onapajo (2012b), Aning (2016), Adebajo (2016), Griggs (2003) all share at least one work in their references or bibliographies. A closer look at the year of publication of these documents reveals that they are closer by decade. The similarity can be validated by looking at the articles. For example, Onapajo (2012a) article is titled “Boko Haram terrorism in Nigeria: Man, the state, and the international system” published in the African Security Review Journal while Onapajo (2012b) is titled “Boko Haram terrorism in Nigeria: The international dimension” published in the South African Journal of International Affairs; a careful look at the two documents will show the clear similarity between them. The titles have **Boko Haram terrorism in Nigeria** and it is obvious that the two documents will share at least one reference citation in their bibliographies; hence, the clustering of the two articles by the algorithm in the Red cluster is valid.

Within the same Red cluster is Touray(2005)’s article titled “The common African defence and security policy” and Griggs (2003) article titled “Geopolitical discourse, global actors and the spatial construction of African union”; these two articles also share some similarities - regional politics, regional security issues, therefore, it is understandable if they share references with Onapajo and others.

Knowledge Production on Peace and security in Africa:

Mapping the epistemic terrain of peace and security in Africa



1960-2018

Table of contents

Foreword	5
Acknowledgements	6
Preface	7
Study 1: Introduction	11
Study 1: Data Collection and Procesing	14
Study 1: Results and Findings	16
Study 1: Data Anaysis - Descriptive Analysis	18
Study 1: Authors' Metrics	20
Study 1: Keyword Analysis	28
Headline One	20
Headline One	22

Knowledge Production on Peace and security in Africa:

Mapping the epistemic terrain of peace and security in Africa

